

AWATAR & CO.

CHARTERED ACCOUNTANTS
New Delhi - Alwar

Head Office:

1203, Rohit House
3, Tolstoy Marg
New Delhi - 110 001
Ph.: 233 15870
233 20537
Fax: 233 58544

INDEPENDENT AUDITORS' REPORT

TO THE MEMBERS OF JAYPEE AGRA VIKAS LIMITED

Report on the Standalone Financial Statements

We have audited the accompanying financial statements of **JAYPEE AGRA VIKAS LIMITED** ("the Company"), which comprise the Balance Sheet as at March 31, 2019, the Statement of Profit and Loss, including the Statement of Other Comprehensive Income, the Cash Flow Statement and the Statement of Changes in Equity for the year then ended, and a summary of significant accounting policies and other explanatory information (hereinafter referred to as "Standalone Financial Statements").

Management's Responsibility for the Financial Statements

The Company's Board of Directors is responsible for the matters stated in Section 134(5) of the Companies Act, 2013 ("the Act") with respect to the preparation of these Standalone Financial Statements that give a true and fair view of the Financial Position, Financial Performance including Other Comprehensive Income, Cash Flows and the Statement of Changes in Equity of the Company in accordance with the accounting principles generally accepted in India, including the Accounting Standards (Ind AS) specified under Section 133 of the Act, read with Companies (Indian Accounting Standards) Rules, 2015, as amended. This responsibility also includes maintenance of adequate accounting records in accordance with the provisions of the Act for safeguarding of the assets of the Company and for preventing and detecting frauds and other irregularities; selection and application of appropriate accounting policies; making judgments and estimates that are reasonable and prudent; and the design, implementation and maintenance of adequate internal financial controls that were operating effectively for ensuring the accuracy and completeness of the accounting records, relevant to the preparation and presentation of the Standalone Financial Statements that give a true and fair view and are free from material misstatement, whether due to fraud or error.

Auditor's Responsibility

Our responsibility is to express an opinion on these Standalone Financial Statements based on our audit. We have taken into account the provisions of the Act, the accounting and auditing standards and matters which are required to be included in the audit report under the provisions of the Act and the Rules made thereunder. We conducted our audit of the Standalone Financial Statements in accordance with the Standards on Auditing, issued by the Institute of Chartered Accountants of India, as specified under Section 143(10) of the Act. Those Standards require that we comply with ethical requirements and plan and perform the audit to obtain reasonable assurance about whether the Standalone Financial Statements are free from material misstatement.

An audit involves performing procedures to obtain audit evidence about the amounts and disclosures in the Standalone Financial Statements. The procedures selected depend on the auditor's judgment, including the assessment of the risks of material misstatement of the Standalone Financial Statements, whether due to fraud or error. In making those risk assessments, the auditor considers internal financial control relevant to the Company's preparation of the Standalone Financial Statements that give a true and fair view in order to design audit procedures that are appropriate in the circumstances. An audit also includes evaluating the appropriateness of accounting policies used and the reasonableness of the accounting estimates made by the Company's Directors, as well as evaluating the overall presentation of the Financial Statements. We believe that the audit evidence we have obtained is sufficient and appropriate to provide a basis for our audit opinion on the financial statements.

Opinion

In our opinion and to the best of our information and according to the explanations given to us, the Standalone



Financial Statements give the information required by the Act in the manner so required and give a true and fair view in conformity with the accounting principles generally accepted in India, of the state of affairs of the Company as at March 31, 2019, its **Loss** including Other Comprehensive Income, its Cash Flows and the Statement of Changes in Equity for the year ended on that date.

Report on Other Legal and Regulatory Requirements

1. As required by the Companies (Auditor's Report) Order, 2016 ("the Order") issued by the Central Government of India in terms of sub-section (11) of section 143 of the Act, we give in the Annexure 1, a statement on the matters specified in paragraphs 3 and 4 of the Order.
2. As required by Section 143(3) of the Act, we report that:
 - (a) We have sought and obtained all the information and explanations which to the best of our knowledge and belief were necessary for the purpose of our audit;
 - (b) In our opinion, proper books of account as required by law have been kept by the Company so far as it appears from our examination of those books;
 - (c) The Balance Sheet, Statement of Profit and Loss including Other Comprehensive Income, the Cash Flow Statement and Statement of Changes in Equity dealt with by this Report are in agreement with the books of account;
 - (d) In our opinion, the aforesaid Standalone Financial Statements comply with the Accounting Standards specified under Section 133 of the Act, read with Companies (Indian Accounting Standards) Rules, 2015, as amended;
 - (e) On the basis of written representations received from the directors as on 31st March, 2019, and taken on record by the Board of Directors, none of the directors is disqualified as on 31st March, 2019 from being appointed as a director in terms of Section 164(2) of the Act.
 - (f) With respect to the adequacy of the internal financial controls over financial reporting of the Company and the operating effectiveness of such controls, refer to our separate Report in "Annexure 2".
 - (g) With respect to the other matters to be included in the Auditor's Report in accordance with Rule 11 of the Companies (Audit and Auditors) Rules, 2014, in our opinion and to the best of our information and according to the explanations given to us:
 - i. The Company does not have any pending litigations which would impact its financial position.;
 - ii. The Company did not have any long-term contracts including derivative contracts for which there were any material foreseeable losses.
 - iii. There were no amounts which were required to be transferred to the Investor Education and Protection Fund by the Company.

For **AWATAR & CO.**
Chartered Accountants
Firm Registration No. 000726N

Brijendra Agrawal

Brijendra Agrawal
Partner
Membership No. : 087787



Place : New Delhi
Date : April 12, 2019

ANNEXURE 1

To the Independent Auditor's Report on the Standalone Financial Statements of Jaypee Agra Vikas Limited

(Referred to in paragraph 1, under 'Report on Other Legal and Regulatory Requirements' section of our Report)

- (i) In respect of its fixed assets:
 - (a) The Company has maintained proper records showing full particulars including quantitative details and situation of the fixed assets.
 - (b) As explained to us, all the fixed assets have been physically verified by the management in a phased periodical manner, which in our opinion is reasonable, having regard to the size of the Company and nature of its assets. No material discrepancies were noticed on such physical verification.
 - (c) We have inspected the original title deeds of immovable properties of the Company held as fixed assets which are in the custody of the Company. Based on our audit procedures and the information and explanations received by us, we report that all title deeds of immovable properties of the Company held as fixed assets are held in the name of the Company.
- (ii) The Company does not have inventories. Accordingly, the provisions of clause 3(ii) of the Order are not applicable to the Company.
- (iii) According to the information and explanations given by the management, the Company has not granted any loans or advances in the nature of loans (except advances in the ordinary course of business) to companies, limited liability partnerships, firms or other parties covered in the register maintained under section 189 of the Companies Act, 2013. Accordingly, the provisions of clause 3(iii) of the Order are not applicable to the Company.
- (iv) In our opinion and according to the information and explanations given to us, the Company has no Investments, Loans and Guarantees to which the provisions of section 185 and 186 of the Companies Act, 2013 apply. Accordingly, the provisions of clause 3(iv) of the Order are not applicable to the Company.
- (v) The Company has not accepted any deposits within the meaning of section 73 to 76 of the Act and the Companies (Acceptance of Deposits) Rules, 2014 (as amended). Accordingly, the provisions of clause 3(v) of the Order are not applicable to the Company.
- (vi) In our opinion and according to the information and explanations given to us, the maintenance of cost records under sub-section (1) of section 148 of the Companies Act, 2013 is not applicable to the Company. Accordingly, the provisions of clause 3(vi) of the Order are not applicable to the Company.
- (vii)
 - (a) According to the information and explanations given to us, the Company is regular in depositing with appropriate authorities undisputed statutory dues including provident fund, employees state insurance, income tax, sales-tax, wealth tax, service tax, goods and service tax, customs duty, value added tax, excise duty, cess and other statutory dues applicable to it.
 - (b) According to the information and explanations given to us, there were no dues in respect of income tax, sales tax, service tax, goods and services tax, duty of customs, duty of excise, value added tax, cess which have not been deposited on account of disputes.
- (viii) Based on our audit procedures and on the information and explanations given by the management, we are of the opinion that the Company has not defaulted in repayment of loans or borrowing to a financial institution, bank, government. The Company has not issued any debentures.
- (ix) According to the information and explanations received by us, moneys raised by way of term loans have been applied for the purpose for which they were raised. The Company has not raised any moneys by way of Initial Public Offer or Further Public Offer.
- (x) Based upon the audit procedures performed and information and explanations given by the management, we report that no fraud on the Company by its officers or employees nor any fraud by the Company has been noticed or reported during the course of our audit.



- (xi) Based upon the audit procedures performed and information and explanations given by the management, the Company has not paid/provided managerial remuneration during the year. Accordingly, the provisions of clause 3(xi) of the Order are not applicable to the Company.
- (xii) In our opinion and to the best of our information and explanations provided by the management, we are of the opinion that the Company is not a nidhi. Accordingly, the provisions of clause 3(xii) of the Order are not applicable to the Company.
- (xiii) Based upon the audit procedures performed and information and explanations given by the management, we report that all transactions with the related parties are in compliance with section 177 and 188 of the Companies Act, 2013 and the details have been disclosed in the Financial Statements etc., as required by the applicable accounting standards.
- (xiv) Based upon the audit procedures performed and information and explanations given by the management, we report that the Company has not made any preferential allotment or private placement of shares or fully or partly convertible debentures during the year under review.
- (xv) Based upon the audit procedures performed and information and explanations given by the management, we report that the Company has not entered into any non-cash transactions with directors or persons connected with them.

For **AWATAR & CO.**

Chartered Accountants

Firm Registration No. 000726N

Brijendra Agrawal

Brijendra Agrawal

Partner

Membership No. : 087787



Place : New Delhi

Date : April, 12, 2019

ANNEXURE '2' TO THE INDEPENDENT AUDITOR'S REPORT OF EVEN DATE ON THE STANDALONE FINANCIAL STATEMENTS OF **JAYPEE AGRA VIKAS LIMITED**

Report on the Internal Financial Controls under Clause (i) of Sub-section 3 of Section 143 of the Companies Act, 2013 ("the Act")

We have audited the internal financial controls over financial reporting of **JAYPEE AGRA VIKAS LIMITED** ("the Company") as of March 31, 2019 in conjunction with our audit of the Standalone Financial Statements of the Company for the year ended on that date.

Management's Responsibility for Internal Financial Controls

The Company's management is responsible for establishing and maintaining internal financial controls based on the internal control over financial reporting criteria established by the Company considering the essential components of internal control stated in the Guidance Note on Audit of Internal Financial Controls Over Financial Reporting issued by the Institute of Chartered Accountants of India". These responsibilities include the design, implementation and maintenance of adequate internal financial controls that were operating effectively for ensuring the orderly and efficient conduct of its business, including adherence to company's policies, the safeguarding of its assets, the prevention and detection of frauds and errors, the accuracy and completeness of the accounting records, and the timely preparation of reliable financial information, as required under the Companies Act, 2013.

Auditors' Responsibility

Our responsibility is to express an opinion on the Company's internal financial controls over financial reporting based on our audit. We conducted our audit in accordance with the Guidance Note on Audit of Internal Financial Controls Over Financial Reporting (the "Guidance Note") and the Standards on Auditing, issued by ICAI and deemed to be prescribed under section 143(10) of the Companies Act, 2013, to the extent applicable to an audit of internal financial controls, both applicable to an audit of Internal Financial Controls and, both issued by the Institute of Chartered Accountants of India. Those Standards and the Guidance Note require that we comply with ethical requirements and plan and perform the audit to obtain reasonable assurance about whether adequate internal financial controls over financial reporting was established and maintained and if such controls operated effectively in all material respects.

Our audit involves performing procedures to obtain audit evidence about the adequacy of the internal financial controls system over financial reporting and their operating effectiveness. Our audit of internal financial controls over financial reporting included obtaining an understanding of internal financial controls over financial reporting, assessing the risk that a material weakness exists, and testing and evaluating the design and operating effectiveness of internal control based on the assessed risk. The procedures selected depend on the auditor's judgement, including the assessment of the risks of material misstatement of the financial statements, whether due to fraud or error.

We believe that the audit evidence we have obtained is sufficient and appropriate to provide a basis for our audit opinion on the Company's internal financial controls system over financial reporting.

Meaning of Internal Financial Controls Over Financial Reporting

A company's internal financial control over financial reporting is a process designed to provide reasonable assurance regarding the reliability of financial reporting and the preparation of financial statements for external purposes in accordance with generally accepted accounting principles. A company's internal financial control over financial reporting includes those policies and procedures that (1) pertain to the maintenance of records that, in reasonable detail, accurately and fairly reflect the transactions and dispositions of the assets of the company; (2) provide reasonable assurance that transactions are recorded as necessary to permit preparation of financial statements in accordance with generally accepted accounting principles, and that receipts and expenditures of the company are being made only in accordance with authorisations of management and directors of the company; and (3) provide reasonable assurance regarding prevention or timely detection of unauthorised acquisition, use, or disposition of the company's assets that could have a material effect on the financial statements.



Inherent Limitations of Internal Financial Controls Over Financial Reporting

Because of the inherent limitations of internal financial controls over financial reporting, including the possibility of collusion or improper management override of controls, material misstatements due to error or fraud may occur and not be detected. Also, projections of any evaluation of the internal financial controls over financial reporting to future periods are subject to the risk that the internal financial control over financial reporting may become inadequate because of changes in conditions, or that the degree of compliance with the policies or procedures may deteriorate.

Opinion

In our opinion, the Company has, in all material respects, an adequate internal financial controls system over financial reporting and such internal financial controls over financial reporting were operating effectively as at March 31, 2019, based on the internal control over financial reporting criteria established by the Company considering the essential components of internal control stated in the Guidance Note on Audit of Internal Financial Controls Over Financial Reporting issued by the Institute of Chartered Accountants of India.

For **AWATAR & CO.**
Chartered Accountants
Firm's Registration No.: 000726N

Brijendra Agrawal

BRIJENDRA AGRAWAL
Partner
Membership No.: 087787



Place : New Delhi
Date : April 12, 2019

Balance sheet as at 31st March, 2019

	NOTE No.	As at 31st March, 2019	(In Rupees) As at 31st March, 2018
ASSETS			
1 NON-CURRENT ASSETS			
(a) Property, Plant and Equipment	3	252,887	302,269
(b) Capital Work-in-Progress		-	-
(c) Intangible Assets		-	-
(d) Intangible Assets under Development		-	-
(e) Financial Assets		-	-
(i) Investments		-	-
(ii) Trade Receivables		-	-
(iii) Loans	4	146,285,655	146,285,655
(iv) Other financial assets		-	-
(f) Other Non-Current Assets	5	1,327,380	1,327,380
TOTAL		147,865,922	147,915,304
2 CURRENT ASSETS			
(a) Inventories		-	-
(b) Financial Assets		-	-
(i) Investments		-	-
(ii) Trade Receivables		-	-
(iii) Cash and Cash Equivalents	6	87,258	144,758
(iv) Loans	7	1,229,508,760	1,230,391,956
(v) Other financial assets	8	21,948	19,125
(c) Current Tax Assets [Net]	9	178,993	178,993
(d) Other Current Assets	10	14,668	17,059
TOTAL		1,229,811,628	1,230,751,892
TOTAL ASSETS		1,377,677,550	1,378,667,196
EQUITY AND LIABILITIES			
1 EQUITY			
(a) Equity Share Capital	11	2,738,000,000	2,738,000,000
(b) Other Equity	12	(2,009,380,377)	(1,938,899,872)
TOTAL		728,619,623	799,100,128
LIABILITIES			
2 NON-CURRENT LIABILITIES			
(a) Financial Liabilities		-	-
(i) Borrowings		-	-
(ii) Trade Payables		-	-
(iii) Other Financial Liabilities	13	648,991,061	579,456,304
(b) Provisions	14	364	1,671
(c) Deferred Tax Liabilities [Net]		-	-
(d) Other Non-Current Liabilities		-	-
TOTAL		648,991,425	579,457,975
3 CURRENT LIABILITIES			
(a) Financial Liabilities		-	-
(i) Borrowings		-	-
(ii) Trade Payables		-	-
(iii) Other Financial Liabilities		-	-
(b) Other Current Liabilities	15	66,467	108,936
(c) Provisions	16	36	158
TOTAL		66,503	109,094
TOTAL EQUITY AND LIABILITIES		1,377,677,550	1,378,667,196

Summary of significant Accounting Policies. 1
The Note nos. 1 to 31 are integral part of the Financial Statements

As per our report of even date attached to the Financial Statements

For Awatar & Co.
Chartered Accountants
Firm Registration No. 000726N
Brijendra Agrawal
Brijendra Agrawal
Partner
M.No. : 087787



Place: Noida
Dated: 12th April, 2019

For and on behalf of the Board

Sunita Joshi
Sunita Joshi
Director
DIN: 00825720
Gaurav Jain
Gaurav Jain
Director
DIN: 01101024
Khushbu Mittal
Khushbu Mittal
Company Secretary
Membership No. A36342

Statement of Profit and Loss for the year ended 31st March, 2019

	NOTE No.	2018-19	(In Rupees) 2017-18
INCOME			
Revenue from Operations		-	-
Other Income	17	19,252	315,572
TOTAL INCOME		19,252	315,572
EXPENSES			
Employees Benefits Expense	18	529,112	362,737
Finance Costs	19	69,534,757	94,798,076
Depreciation and Amortisation Expense	20	49,382	49,394
Other Expenses	21	386,613	159,564
Total Expenses		70,499,864	95,369,771
Profit/ (Loss) before extra-ordinary items and tax		(70,480,612)	(95,054,199)
Extra-ordinary Items		-	-
Profit/ (Loss) before tax		(70,480,612)	(95,054,199)
Tax expense			
Current tax		-	-
Deferred tax		-	-
Profit/ (Loss) for the year		(70,480,612)	(95,054,199)
Other Comprehensive Income		107	-
Total Comprehensive Income for the year		(70,480,505)	(95,054,199)

Summary of significant Accounting Policies. 1
The Note nos. 1 to 31 are integral part of the Financial Statements

As per our report of even date attached to the Financial Statements

For Awatar & Co.
Chartered Accountants
Firm Registration No. 000726N

Brijendra Agrawal

Brijendra Agrawal
Partner
M.No. : 087787



Place: Noida
Dated: 12th April, 2019

For and on behalf of the Board

Sunita Joshi

Sunita Joshi
Director

DIN: 00025720

Gaurav Jain

Gaurav Jain
Director

DIN: 01102024

Khushbhu Mittal

Khushbhu Mittal
Company Secretary
Membership No.A36342

Note No. "1" Corporate Information

Jaypee Agra Vikas Limited (JAVL), a wholly owned subsidiary of Jaiprakash Associates Limited was incorporated on 16th November 2009, as a Special Purpose Vehicle for implementing project for development of Inner Ring Road for Agra and other infrastructure facilities, under integrated Urban Rejuvenation Plan on Design, Build, Finance, Operate and Transfer basis. The Company signed a Concession Agreement on 4th February 2010 with Agra Development Authority (ADA) for the implementation of the Agra Inner Ring Road Project.

The project could not be implemented as ADA was not able to fulfill its obligations in respect of 'Conditions Precedent'. Pursuant to Settlement Agreement dated 29.10.2014, the concession agreement dated 04.02.2010 has been rescinded by mutual consent and the company has received part refund of the advances made to ADA for acquisition of land and balance of Rs. 14,62,60,655/- is yet to be refunded to JAVL

Note No. "2" Significant Accounting Policies

a. Basis of Preparation of financial statements

The financial statements are prepared in accordance with Indian Accounting Standards (Ind AS) under the historical cost convention on the accrual basis except for certain financial instruments which are measured at fair value, the provisions of the Companies Act , 2013 ('Act') (to the extent notified). The Ind AS are prescribed under Section 133 of the Act read with Rule 3 of the Companies (Indian Accounting Standards) Rules, 2015 and Companies (Indian Accounting Standards) Amendment Rules, 2016.

b. Revenue Recognition

Revenue is recognised to the extent that it is probable that the economic benefits will flow to the Company and the revenue can be reliably measured, regardless of when the payment is being made.

Revenue is measured at the fair value of the consideration received or receivable, taking into account contractually defined terms of payment and excluding taxes or duties collected on behalf of the Government. .

Revenue includes excise duty, as excise duty flows to the company on its own account but excludes sales tax/ value added tax (VAT) which is received by the Company on behalf of the Government.

Interest Income

For all debt instruments measured either at amortised cost or at fair value through other comprehensive income, interest income is recorded using the effective interest rate (EIR). EIR is the rate that exactly discounts the estimated future cash payments or receipts over the expected life of the financial instrument or a shorter period, where appropriate, to the gross carrying amount of the financial asset or to the amortised cost of a financial liability. When calculating the effective interest rate, the Company estimates the expected cash flows by considering all the contractual terms of the financial instrument (for example, prepayment, extension, call and similar options) but does not consider the expected credit losses. Interest income is included in Other income in the statement of profit and loss.

Dividend

Revenue is recognised when the Company's right to receive the payment is established, which is generally when shareholders approve the dividend.

Insurance Claim

Claims lodged with the insurance companies are accounted for on accrual basis to the extent these are measurable and ultimate collection is reasonably certain.



A handwritten signature in black ink.

A handwritten signature in black ink.

A handwritten signature in black ink.

c. Property, Plant and Equipment

Property, plant and equipment are stated at cost [i.e., cost of acquisition or construction inclusive of freight, erection and commissioning charges, non-refundable duties and taxes, expenditure during construction period, borrowing costs (in case of a qualifying asset) up to the date of acquisition/installation], net of accumulated depreciation and accumulated impairment losses, if any.

Capital work in progress, plant and equipment is stated at cost, net of accumulated depreciation and accumulated impairment losses, if any. Such cost includes the cost of replacing part of the plant and equipment and borrowing costs for long-term construction projects if the recognition criteria are met. When significant parts of plant and equipment are required to be replaced at intervals, the Company depreciates them separately based on their specific useful lives. Likewise, when a major inspection is performed, its cost is recognised in the carrying amount of the plant and equipment as a replacement if the recognition criteria are satisfied. All other repair and maintenance costs are recognised in profit or loss as incurred. The present value of the expected cost for the decommissioning of an asset after its use is included in the cost of the respective asset when the recognition criteria for a provision are met.

Depreciation on fixed assets is calculated on a straight-line basis over the estimated useful lives of the assets as prescribed in Schedule II to the Companies Act, 2013.

Freehold land is not depreciated.

d. Foreign Exchange Transactions

Functional Currency

The Company's financial statements are presented in Rupee, which is the company's functional currency.

Transactions and balances

Transactions in foreign currencies are initially recorded by the Company at functional currency spot rates at the date the transaction first qualifies for recognition. However, for practical reasons, the Company uses an average rate if the average approximates the actual rate at the date of the transaction.

Monetary assets and liabilities denominated in foreign currencies are translated at the functional currency spot rates of exchange at the reporting date.

Non-monetary items that are measured in terms of historical cost in a foreign currency are translated using the exchange rates at the dates of the initial transactions. Non-monetary items measured at fair value in a foreign currency are translated using the exchange rates at the date when the fair value is determined. The gain or loss arising on translation of non-monetary items measured at fair value is treated in line with the recognition of the gain or loss on the change in fair value of the item (i.e., translation differences on items whose fair value gain or loss is recognised in other comprehensive income (OCI) or profit or loss are also recognised in OCI or profit or loss, respectively).


e. Borrowing costs

Borrowing costs directly attributable to the acquisition, construction or production of qualifying asset, that necessarily takes a substantial period of time to get ready for its intended use or sale, are capitalised as part of the cost of the asset. The borrowing cost cease to be capitalised when the assets are substantially ready for their intended use or sale.

Investment income earned on the temporary investment of specific borrowings pending their expenditure on qualifying assets is deducted from the borrowing costs eligible for capitalisation.

All other borrowing costs are expensed in the period in which they occur

Borrowing costs consist of interest and other costs that an entity incurs in connection with the borrowing of funds. Borrowing cost also includes finance charges in respect of finance lease and exchange differences arising from foreign currency borrowing to the extent regarded as an adjustment to the interest costs.



[Handwritten signatures]

f. Employee benefits

The undiscounted amount of short-term employee benefits i.e. wages and salaries, bonus, incentive, annual leave and sick leave etc. expected to be paid in exchange for the service rendered by employees are recognized as an expense except in so far as employment costs may be included within the cost of an asset during the period when the employee renders the services.

Retirement benefit in the form of provident fund and pension contribution is a defined contribution scheme. and is recognized as an expense except in so far as employment costs may be included within the cost of an asset

Gratuity and leave encashment is a defined benefit obligation. The liability is provided for on the basis of actuarial valuation made at the end of each financial year. The actuarial valuation is done as per Projected Unit Credit method.

Remeasurements, comprising of actuarial gains and losses, the effect of the asset ceiling, excluding amounts included in net interest on the net defined benefit liability and the return on plan assets (excluding amounts included in net interest on the net defined benefit liability), are recognised immediately in the balance sheet with a corresponding debit or credit to profit or loss through Other Comprehensive Income (OCI) in the period in which they occur. Remeasurements are not reclassified to profit or loss in subsequent periods.

g. Provisions

General

Provisions are recognised when the Company has a present obligation (legal or constructive) as a result of past events and it is probable that an outflow of resources embodying economic benefits will be required to settle the obligation and a reliable estimate can be made of the amount of the obligation. Provisions are reviewed at the end of each reporting period and adjusted to reflect the current best estimate. When the Company expects some or all of a provision to be reimbursed (like under an insurance contract, indemnity clauses or suppliers' warranties) and the Company is solely liable to pay the liability, the reimbursement is recognised as a separate asset. The expense relating to a provision is presented in the statement of profit and loss net of any reimbursement if the Company is not solely liable to pay the liability. The reimbursement of provision is only recognized when it is virtually certain that the company will receive the reimbursement.

If the effect of the time value of money is material, provisions are discounted using a current pre-tax rate that reflects current market assessments of the time value of money and the risks specific to the liability.. When discounting is used, the increase in the provision due to the passage of time is recognised as a finance cost.

Contingent liability is disclosed in the case of

- i. a present obligation arising from past events, when no reliable estimate is possible;
- ii. a possible obligation arising from past events, unless the probability of outflow of resources is remote.

Commitments include the amount of purchase order (net of advances) issued to parties for completion of assets.

Contingent assets

Contingent assets are disclosed in the financial statements only when the inflow of economic benefits is probable.

Contingent liabilities, contingent assets and commitments are reviewed at each balance sheet date.

h. Taxes on Income

Tax expense represents the sum of the current income tax and deferred tax.



[Handwritten signatures and initials]

Current income tax

Current income tax assets and liabilities are measured at the amount expected to be received from or paid to the taxation authorities. The tax rates and tax laws used to compute the amount are those that are enacted or substantively enacted, at the reporting date.

Company periodically evaluates positions taken in the tax returns with respect to situations in which applicable tax regulations are subject to interpretation and establishes provisions where appropriate.

Deferred tax

Deferred tax is recognised using the liability method on temporary differences between the tax bases of assets and liabilities and their carrying amounts for financial reporting purposes at the reporting date.

Deferred tax assets are recognised for all deductible temporary differences, the carry forward of unused tax credits and any unused tax losses. Deferred tax assets are recognised to the extent that it is probable that taxable profit will be available against which the deductible temporary differences, and the carry forward of unused tax credits and unused tax losses can be utilised

The carrying amount of deferred tax assets is reviewed at each reporting date and reduced to the extent that it is no longer probable that sufficient taxable profit will be available to allow all or part of the deferred tax asset to be utilised.

Deferred tax assets and liabilities are measured at the tax rates that are expected to apply in the year when the asset is realised or the liability is settled, based on tax rates (and tax laws) that have been enacted or substantively enacted at the reporting date.

Current and deferred tax are recognised in profit and loss, except when they relate to items that are recognised in other comprehensive income or directly in equity respectively.

Minimum Alternate Tax

Minimum alternate tax (MAT) paid in a year is charged to the statement of profit and loss as current tax. The Company recognizes MAT credit available as an asset only to the extent that there is convincing evidence that the Company will pay normal income tax during the specified period, i.e., the period for which MAT credit is allowed to be carried forward. In the year in which the Company recognizes MAT credit as an asset in accordance with the Guidance Note on Accounting for Credit Available in respect of Minimum Alternate Tax under the Income-tax Act, 1961, the said asset is created by way of credit to the statement of profit and loss and shown as "MAT Credit Entitlement." The Company reviews the "MAT credit entitlement" asset at each reporting date and writes down the asset to the extent the Company does not have convincing evidence that it will pay normal tax during the specified period.


i. Cash and cash equivalents

Cash and cash equivalent in the balance sheet comprise cash at banks and on hand and short-term deposits with an original maturity of three months or less, which are subject to an insignificant risk of changes in value.

For the purpose of the statement of cash flows, cash and cash equivalents consist of cash and short-term deposits, as defined above, net of outstanding bank overdrafts as they are considered an integral part of the Company's cash management.

j. Earnings per share

Basic earnings per equity share is computed by dividing net profit after tax by the weighted average number of equity shares outstanding during the year. Diluted earnings per equity share is computed by dividing adjusted net profit after tax by the aggregate of weighted average number of equity shares and the potential equity shares during the year.



A handwritten signature or mark, possibly initials, located at the bottom right of the page.

Another handwritten signature or mark, possibly initials, located at the bottom right of the page.

k. Fair value measurement

The Company measures financial instruments, such as, derivatives at fair value at each balance sheet date.

Fair value is the price that would be received to sell an asset or paid to transfer a liability in an orderly transaction between market participants at the measurement date. The fair value measurement is based on the presumption that the transaction to sell the asset or transfer the liability takes place either:

- i. In the principal market for the asset or liability, or
- ii. In the absence of a principal market, in the most advantageous market for the asset or liability

The principal or the most advantageous market must be accessible by the Company.

The fair value of an asset or a liability is measured using the assumptions that market participants would use when pricing the asset or liability, assuming that market participants act in their economic best interest.

A fair value measurement of a non-financial asset takes into account a market participant's ability to generate economic benefits by using the asset in its highest and best use or by selling it to another market participant that would use the asset in its highest and best use.

The Company uses valuation techniques that are appropriate in the circumstances and for which sufficient data are available to measure fair value, maximising the use of relevant observable inputs and minimising the use of unobservable inputs.

All assets and liabilities for which fair value is measured or disclosed in the financial statements are categorised within the fair value hierarchy, described as follows, based on the lowest level input that is significant to the fair value measurement as a whole:

- i. Level 1 — Quoted (unadjusted) market prices in active markets for identical assets or liabilities
- ii. Level 2 — Valuation techniques for which the lowest level input that is significant to the fair value measurement is directly or indirectly observable
- iii. Level 3 — Valuation techniques for which the lowest level input that is significant to the fair value measurement is unobservable

For assets and liabilities that are recognised in the financial statements at fair value on a recurring basis, the Company determines whether transfers have occurred between levels in the hierarchy by re-assessing categorisation (based on the lowest level input that is significant to the fair value measurement as a whole) at the end of each reporting period.

The Company determines the policies and procedures for both recurring fair value measurement, such as derivative instruments and unquoted financial assets measured at fair value, and for non-recurring measurement, such as assets held for distribution in discontinued operations. External valuers are involved for valuation of significant assets, such as properties and unquoted financial assets, and significant liabilities, such as contingent consideration. Selection criteria include market knowledge, reputation, independence and whether professional standards are maintained. At each reporting date, the Company analyses the movements in the values of assets and liabilities which are required to be remeasured or re-assessed as per the Company's accounting policies. For this analysis, the Company verifies the major inputs applied in the latest valuation by agreeing the information in the valuation computation to contracts and other relevant documents.



A handwritten signature in black ink.

A handwritten signature in black ink.

A handwritten signature in black ink.

The Company, in conjunction with the Company's external valuers, also compares the change in the fair value of each asset and liability with relevant external sources to determine whether the change is reasonable.

For the purpose of fair value disclosures, the Company has determined classes of assets and liabilities on the basis of the nature, characteristics and risks of the asset or liability and the level of the fair value hierarchy as explained above.

I. Convertible Preference Shares/ Bonds

Convertible Preference Shares/ Bonds are separated into liability and equity components based on the terms of the contract.

On issuance of the convertible Preference Shares/ Bonds, the fair value of the liability component is determined using a market rate for an equivalent non-convertible instrument. This amount is classified as a financial liability measured at amortised cost (net of transaction costs) until it is extinguished on conversion or redemption.

The remainder of the proceeds is allocated to the conversion option that is recognised as equity. Transaction costs are deducted from equity, net of associated income tax. The carrying amount of the conversion option is not remeasured in subsequent years.

Transaction costs are apportioned between the liability and equity components of the Preference Shares/ Bonds based on the allocation of proceeds to the liability and equity components when the instruments are initially recognised.

m. Financial instruments

A financial instrument is any contract that gives rise to a financial asset of one entity and a financial liability or equity instrument of another entity.

Financial assets and liabilities are recognized when the company becomes a party to the contractual provisions of the instruments

Financial assets

Initial recognition and measurement

Financial instruments are initially measured at fair value including transaction costs unless they are classified at fair value through profit and loss, in which case the transaction costs are expensed immediately. Subsequent to initial recognition, these instruments are measured in accordance with their classification as set out below.

Subsequent measurement

Financial assets are classified in four categories:

i. Amortised cost, if the financial asset is held within a business model whose object is to hold financial assets in order to collect contractual cash flows and the contractual terms of the financial asset give rise on specific dates to cash flows that are solely payments of principal and interest on the principal amount outstanding,

ii. Fair value through other comprehensive income (FVOCI), if the financial asset is held within a business mode whose objective is achieved by both collecting contractual cash flows and selling financial assets and the contractual terms of the financial asset give rise on specified date to cash flows that are solely payment of principal and interest on the principal amount outstanding. Any interest income, impairment losses & reversals and foreign exchange gain or loss is recognised in Profit or loss,



A handwritten signature in black ink.

A handwritten signature in black ink.

iii. Fair value through other comprehensive income, if the financial assets is investment in an equity instrument within the scope of this standard, that is neither held for trading nor contingent consideration recognised by company in a business combination, for which the company make an irrevocable election to present subsequent changes in fair value in other comprehensive income. Any dividend is recognised in profit or loss, or

iv. Fair value through profit or loss (FVTPL)

De-recognition

A financial asset (or, where applicable, a part of a financial asset or part of a group of similar financial assets) is primarily de-recognised i.e. removed from the company's statement of financial position when:

i. The rights to receive cash flows from the asset have expired, or

ii. The Company has transferred its rights to receive cash flows from the asset or has assumed an obligation to pay the received cash flows in full without material delay to a third party under a 'pass-through' arrangement; and either (a) the Company has transferred substantially all the risks and rewards of the asset, or (b) the Company has neither transferred nor retained substantially all the risks and rewards of the asset, but has transferred control of the asset

On derecognising of a financial asset in its entirety, the difference between the assets's carrying amount and the sum of the consideration received or receivable and the cumulative gain or loss that had been recognised in other comprehensive income and accumulated in equity is recognised in profit or loss.

Impairment of financial assets

In accordance with Ind AS 109, the Company applies expected credit loss (ECL) model for measurement and recognition of impairment loss on the following financial assets and credit risk exposure:

i. Financial assets that are debt instruments, and are measured at amortised cost, e.g., loans, debt securities, deposits, trade receivables and bank balance

ii. Financial assets that are debt instruments and are measured as at Fair Value Through Other Comprehensive Income (FVTOCI)

iii. Lease receivables under Ind AS 17

iv. Trade receivables or any contractual right to receive cash or another financial asset that result from transactions that are within the scope of Ind AS 11 and Ind AS 18

v. Loan commitments which are not measured as at FVTPL

vi. Financial guarantee contracts which are not measured as at FVTPL

The Company follows 'simplified approach' for recognition of impairment loss allowance on:

- Trade receivables or contract revenue receivables; and

- All lease receivables resulting from transactions within the scope of Ind AS 17

The application of simplified approach does not require the Company to track changes in credit risk. Rather, it recognises impairment loss allowance based on lifetime expected credit losses (ECLs) at each reporting date, right from its initial recognition.



Three handwritten signatures in black ink, located at the bottom right of the page.

For recognition of impairment loss on other financial assets and risk exposure, the Company determines that whether there has been a significant increase in the credit risk since initial recognition. If credit risk has not increased significantly, 12-month ECL is used to provide for impairment loss. However, if credit risk has increased significantly, lifetime ECL is used. If, in a subsequent period, credit quality of the instrument improves such that there is no longer a significant increase in credit risk since initial recognition, then the entity reverts to recognising impairment loss allowance based on 12-month ECL.

ECL impairment loss allowance (or reversal) recognized during the period as income/ expense in the statement of profit and loss.

The balance sheet presentation for various financial instruments is described below:

Financial assets measured as at amortised cost, contractual revenue receivables and lease receivables: ECL is presented as an allowance, i.e., as an integral part of the measurement of those assets in the balance sheet. The allowance reduces the net carrying amount. Until the asset meets write-off criteria, the Company does not reduce impairment allowance from the gross carrying amount.

For assessing increase in credit risk and impairment loss, the Company combines financial instruments on the basis of shared credit risk characteristics with the objective of facilitating an analysis that is designed to enable significant increases in credit risk to be identified on a timely basis.

Financial liabilities

Initial recognition and measurement

All financial liabilities are recognised initially at fair value and in case of loan & borrowings and payable, net off directly attributable transaction cost.

The Company's financial liabilities include trade and other payables, loans and borrowings including bank overdrafts, financial guarantee contracts and derivative financial instruments.

Subsequent measurement

The measurement of financial liabilities depends on their classification, as described below:

Financial liabilities at fair value through profit or loss

Financial liabilities at fair value through profit or loss include financial liabilities held for trading and financial liabilities designated upon initial recognition as at fair value through profit or loss. Financial liabilities are classified as held for trading if they are incurred for the purpose of repurchasing in the near term. This category also includes derivative financial instruments entered into by the Company that are not designated as hedging instruments in hedge relationships as defined by Ind AS 109. Separated embedded derivatives are also classified as held for trading unless they are designated as effective hedging instruments.

Gains or losses on liabilities held for trading are recognised in the profit or loss.

Financial liabilities designated upon initial recognition at fair value through profit or loss are designated as such at the initial date of recognition, and only if the criteria in Ind AS 109 are satisfied. For liabilities designated as FVTPL, fair value gains/ losses attributable to changes in own credit risk are recognized in OCI. These gains/ loss are not subsequently transferred to P&L. However, the Company may transfer the cumulative gain or loss within equity. All other changes in fair value of such liability are recognised in the statement of profit or loss.



Loans and borrowings

After initial recognition, interest-bearing loans and borrowings are subsequently measured at amortised cost using the Effective Interest Rate (EIR) method. Gains and losses are recognised in profit or loss when the liabilities are derecognised as well as through the EIR amortisation process.

Amortised cost is calculated by taking into account any discount or premium on acquisition and fees or costs that are an integral part of the EIR. The EIR amortisation is included as finance costs in the statement of profit and loss.

Derecognition

A financial liability is derecognised when the obligation under the liability is discharged or cancelled or expires. When an existing financial liability is replaced by another from the same lender on substantially different terms, or the terms of an existing liability are substantially modified, such an exchange or modification is treated as the derecognition of the original liability and the recognition of a new liability. The difference in the respective carrying amounts is recognised in the statement of profit or loss.



[Handwritten signatures]

NOTE No. "3"

Property, Plant and Equipment

(Amount in Rs.)

Particulars	Plant & Machinery	Furniture & Fittings	Office Equipments	Motor Vehicles	Computers	Total
Gross Block						
As at 1st April, 2017	380,250	180,776	267,045	39,170	171,967	1,039,208
Additions	-	-	-	-	-	-
Disposals	-	-	-	-	-	-
As at 31st March, 2018	380,250	180,776	267,045	39,170	171,967	1,039,208
Additions	-	-	-	-	-	-
Disposals	-	-	-	-	-	-
As at 31st March, 2019	380,250	180,776	267,045	39,170	171,967	1,039,208
Depreciation						
As at 1st April, 2017	146,780	96,459	255,071	25,309	163,926	687,545
Depreciation for the year	26,076	19,859	-	3,459	-	49,394
Disposals	-	-	-	-	-	-
As at 31st March, 2018	172,856	116,318	255,071	28,768	163,926	736,939
Depreciation for the year	26,074	19,850	-	3,458	-	49,382
Disposals	-	-	-	-	-	-
As at 31st March, 2019	198,930	136,168	255,071	32,226	163,926	786,321
Net Block Value						
As at 1st April, 2017	233,470	84,317	11,974	13,861	8,041	351,663
As at 31st March, 2018	207,394	64,458	11,974	10,402	8,041	302,269
As at 31st March, 2019	181,320	44,608	11,974	6,944	8,041	252,887



	As at 31st March, 2019	(In Rupees) As at 31st March, 2018
NOTE No. "4"		
LOANS		
(Unsecured, considered good)		
Security Deposit with Govt. Department Agra Development Authority	25,000 146,260,655	25,000 146,260,655
	<u>146,285,655</u>	<u>146,285,655</u>
NOTE No. "5"		
OTHE NON CURRENT ASSETS		
(Unsecured, considered good)		
Advances to Executive Engineers, Agra & Pune	1,327,380	1,327,380
	<u>1,327,380</u>	<u>1,327,380</u>
NOTE No. "6"		
CASH AND CASH EQUIVALENTS		
Cash and bank Balances		
Cash on hand	-	-
Balances with Scheduled Banks		
In Current Account	87,258	144,758
	<u>87,258</u>	<u>144,758</u>
NOTE No. "7"		
LOANS		
(Unsecured, considered good)		
Advances to Related Parties	1,229,508,760	1,230,391,956
	<u>1,229,508,760</u>	<u>1,230,391,956</u>
NOTE No. "8"		
OTHER FINANCIAL ASSETS		
Interest accrued on Fixed Deposit	21,948	19,125
	<u>21,948</u>	<u>19,125</u>
NOTE No. "9"		
CURRENT TAX ASSETS		
Income Tax Deducted at Source	178,993	178,993
	<u>178,993</u>	<u>178,993</u>
NOTE No. "10"		
OTHER CURRENT ASSETS		
Prepaid Expenses	14,668	17,059
	<u>14,668</u>	<u>17,059</u>



[Handwritten signature]

[Handwritten signature]

NOTE No. "11"	31st March, 2019		31st March, 2018	
	Number	Rs.	Number	Rs.
SHARE CAPITAL				
Authorised				
Equity Shares of Rs. 10/- each	450,000,000	4,500,000,000	450,000,000	4,500,000,000
Preference Shares of Rs. 100/- each	40,000,000	4,000,000,000	40,000,000	4,000,000,000
Total		8,500,000,000		8,500,000,000
	31st March, 2019		31st March, 2018	
	Number	Rs.	Number	Rs.
Issued, Subscribed & Fully Paid up				
Equity Shares of Rs. 10/- each fully paid-up	273,800,000	2,738,000,000	273,800,000	2,738,000,000
Total	273,800,000	2,738,000,000	273,800,000	2,738,000,000

Note 11.1 Reconciliation of the number of Equity shares outstanding

Particulars	31st March, 2019		31st March, 2018	
	Number	Rs.	Number	Rs.
Equity Shares of Rs. 10/- each				
Shares outstanding at the beginning of the year	273,800,000	2,738,000,000	273,800,000	2,738,000,000
Shares issued during the year	-	-	-	-
Shares outstanding at the end of the year	273,800,000	2,738,000,000	273,800,000	2,738,000,000

Note 11.2 The rights attached to equity shares

Each Equity shareholder holding equity shares of Rs. 10/- each is eligible for one vote per share and is entitled for dividend.


Note 11.3 The shares held by the holding company

Name of the shareholder	31st March, 2019		31st March, 2018	
	Number of shares held		Number of shares held	
Equity Shares of Rs. 10/- each				
Jaiprakash Associates Limited, the holding company	273,800,000		273,800,000	

Note 11.4 The shares held by the shareholders more than 5% of the aggregate shares in the company.


Name of the shareholder	31st March, 2019		31st March, 2018	
	Number of shares held	% of holding	Number of shares held	% of holding
Equity Shares of Rs. 10/- each				
Jaiprakash Associates Limited (inclusive of shares held by nominee shareholders)	273,800,000	100	273,800,000	100

Note 11.5 Other clauses of Share Capital are not applicable to the company.



✓✓✓

	As at 31st March, 2019	(in Rupees) As at 31st March, 2018
NOTE No. "12"		
OTHER EQUITY		
Reserve and Surplus		
Surplus		
Opening Balance	(1,938,899,872)	(1,843,845,673)
Profit / (Loss) for the year	(70,480,505)	(95,054,199)
	<u>(2,009,380,377)</u>	<u>(1,938,899,872)</u>
NOTE No. "13"		
OTHER FINANCIAL LIABILITIES		
Liability component of Preference Shares	648,991,061	579,456,304
	<u>648,991,061</u>	<u>579,456,304</u>
NOTE No. "14"		
PROVISIONS		
Provisions for Employee Benefits		
Leave Encashment	364	1,671
	<u>364</u>	<u>1,671</u>
NOTE No. "15"		
OTHER CURRENT LIABILITIES		
Expenses Payable	45,450	105,886
Staff Dues	10,667	-
TDS	10,350	3,050
	<u>66,467</u>	<u>108,936</u>
NOTE No. "16"		
PROVISIONS		
Provisions for employee benefits		
Leave encashment	36	158
	<u>36</u>	<u>158</u>
NOTE No. "17"		
OTHER INCOME		
Interest	2,823	2,922
Excess Provisions written back	16,429	312,650
	<u>19,252</u>	<u>315,572</u>
NOTE No. "18"		
EMPLOYEES BENEFITS EXPENSES		
Salary, Bonus & Other Benefits	529,112	362,737
	<u>529,112</u>	<u>362,737</u>
NOTE No. "19"		
FINANCE COSTS		
Interest on liability component of Preference Shares	69,534,757	62,084,604
Interest on Term Loan	-	32,713,338
Interest Others	-	134
	<u>69,534,757</u>	<u>94,798,076</u>
NOTE No. "20"		
DEPRECIATION AND AMORTISATION EXPENSE		
Depreciation on Property, Plant & Equipment	49,382	49,394
	<u>49,382</u>	<u>49,394</u>
NOTE No. "21"		
OTHER EXPENSES		
Consultancy & Professional Fee	332,634	69,856
Auditors' Remuneration	29,500	29,500
Miscellaneous	24,479	60,208
	<u>386,613</u>	<u>159,564</u>
NOTE No. "22"		
As per the information available with the Company, the Company has no dues to any supplier as on 31st March, 2019 under the Micro, Small and Medium Enterprise Development Act, 2006 in terms of Notification dated 22nd January, 2019 issued by the Department of Company Affairs (previous year: Rs. NIL).		
NOTE No. "23"		
Contingent liabilities and Commitments: Nil		



Handwritten signatures and initials at the bottom right of the page.

Note 24 (a) Gratuity

The liability for Gratuity is provided on the basis of Actuarial Valuation made at the end of each financial year. The Actuarial Valuation is made on Projected Unit Credit method as per AS 15(revised). Jaiprakash Associates Limited {JAL} (the company's holding company) has constituted a Gratuity Fund Trust vide trust deed dated 30th March ,2009 under the name 'Jaiprakash Associates Employees Gratuity Fund Trust' for JAL and its subsidiaries and appointed SBI Life Insurance Co. Ltd for the management of the Trust Funds for the benefits of employees. As a subsidiary of JAL, the company is participating in the Trust Fund by contributing its liability accrued upto the close of each financial year to the Trust Fund.

(b) Leave Encashment - Defined Benefit Plans Provision has been made as per Actuarial Valuation

(Rs.)

SN	Particulars	2018-19		2017-18	
		Gratuity	Leave Encashment	Gratuity	Leave Encashment
		Funded	Non-funded	Funded	Non-funded
I	Expenses recognized in the Statement of Profit and Loss for the Year ended 31st March, 2019				
	1.Current Service Cost	3,813	312	1,024	1,829
	2.Interest Cost	79	141	615	656
	3.Expected Return on Plan Assets	(1,465)	-	(1,355)	-
	4.Employee Contribution	-	-	-	-
	5.Actuarial (Gains)/Losses	(36)	(1,882)	(8,820)	2,801
	6.Past Service Cost	-	-	-	-
	7.Settlement Cost	-	-	-	-
	8.Total Expenses	2,391	(1,429)	(8,536)	5,286
II	Net Asset/ (Liability) recognized in the Balance Sheet as at 31st March, 2019				
	1. Present Value of Defined Benefit Obligation	4,880	400	1,024	1,829
	2. Fair Value of Plan Assets	19,548	-	18,083	-
	3. Funded Status [Surplus(Deficit)]	14,668	(400)	17,059	(1,829)
	4. Excess of actual over estimated	-	-	-	-
	5. Net Asset/(Liability)	14,668	(400)	17,059	(1,829)
III	Change in Obligation during the Year ended 31st March, 2019				
	1.Present value of Defined Benefit Obligation at the beginning of the year	1,024	1,829	8,205	8,743
	2.Current Service Cost.	3,813	312	1,024	1,829
	3.Interest Cost	79	141	615	656
	4.Settlement Cost	-	-	-	-
	5.Past Service Cost	-	-	-	-
	6.Employee Contributions	-	-	-	-
	7.Actuarial (Gains)/Losses	(36)	(1,882)	(8,820)	2,801
	8.Benefit Payments	-	-	-	(12,200)
	9.Present Value of Defined Benefit Obligation at the end of the year	4,880	400	1,024	1,829



[Handwritten signatures and initials]

SN	Particulars	2018-19		2017-18	
		Gratuity	Leave Encashment	Gratuity	Leave Encashment
		Funded	Non-funded	Funded	Non-funded
IV	Change in Assets during the Year ended 31st March, 2019				
	1. Plan Assets at the beginning of the year	18,083	-	16,728	-
	2. Settlements	-	-	-	-
	3. Expected return on Plan Assets	1,465	-	1,355	-
	4. Contribution by Employer	-	-	-	-
	5. Actual Benefit Paid	-	-	-	-
	6. Actuarial Gains/ (Losses)	-	-	-	-
	7. Plan Assets at the end of the year	19,548	-	18,083	-
	8. Actual Return on Plan Assets	(1,465)	-	(1,355)	-

(c) Acturial Assumptions:

- | | |
|-----------------------------|--|
| (i) Discount Rate | 7.66% |
| (ii) Mortality | 100% of IALM (2006 - 08) |
| (iii) Turnover Rate | Upto 30 years - 2%, 31-44years - 5%, Above 44 - 3% |
| (iv) Future Salary Increase | 5.50% |



SS

SS *4*

Note No. "25"

Related Parties Disclosures, as required in terms of 'Indian Accounting Standard [IND AS] 24' are given below:

(I) **Relationships:**

(a) **Holding Company:**

Jaiprakash Associates Limited

(b) **Fellow Subsidiary Companies (including their subsidiaries):**

- (i) Jaypee Infratech Limited.
- (ii) Jaypee Cement Corporation Limited.
- (iii) Jaypee Fertilizers & Industries Limited.
- (iv) Jaypee Cement Hockey (India) Limited
- (v) Jaypee Ganga Infrastructure Corporation Limited.
- (vi) Jaypee Assam Cement Limited
- (vii) Bhilai Jaypee Cement Limited.
- (viii) Gujarat Jaypee Cement & Infrastructure Limited.
- (ix) Himalayan Expressway Limited.
- (x) Jaypee Infrastructure Development Limited
- (xi) Himalayaputra Aviation Limited
- (xii) Jaypee Healthcare Limited (subsidiary of Jaypee Infratech Limited)
- (xiii) Jaiprakash Agri Initiatives Company Limited (subsidiary of Jaypee Cement Corporation Limited)
- (xiv) Yamuna Expressway Tolling Limited
- (xv) Jaypee Uttar Bharat Vikas Private Limited
- (xvi) Kanpur Fertilizers & Cement Limited

(c) **Associate Companies:**

- (i) Jaypee Infra Ventures Private Limited (w.e.f. 03.04.2018) (formerly Jaypee Infra Ventures)
- (ii) JIL Information Technology Limited (subsidiary of Jaypee Infra Ventures Private Limited).
- (iii) Jaypee Development Corporation Limited (subsidiary of Jaypee Infra Ventures Private Limited).
- (iv) Indesign Enterprises Private Limited (subsidiary of Jaypee Infra Ventures Private Limited)
- (v) Jaypee International Logistics Company Private Limited (upto 03.06.2018) (subsidiary of Jaypee Infra Ventures Private Limited)
- (vi) Andhra Cements Limited. (subsidiary of Jaypee Development Corporation Limited).
- (vii) Tiger Hills Holiday Resort Private Limited (subsidiary of Jaypee Development Corporation Limited).
- (viii) Gaur & Nagi Limited (subsidiary of JIL Information Technology Limited).
- (ix) Ibonshourne Limited (subsidiary of Indesign Enterprises Private Limited)
- (x) RPJ Minerals Private Limited
- (xi) Sarveshwari Stone Products Private Limited (subsidiary of RPJ Minerals Private Limited).
- (xii) Rock Solid Cement Limited (subsidiary of RPJ Minerals Private Limited).
- (xiii) Madhya Pradesh Jaypee Minerals Limited.
- (xiv) MP Jaypee Coal Limited.
- (xv) MP Jaypee Coal Fields Limited.
- (xvi) Sonebhadra Minerals Private Limited.
- (xvii) JC World Hospitality Private Limited
- (xviii) Jaiprakash Exports Private. Limited
- (xix) JC Wealth & Investment Private Limited
- (xx) C K World Hospitality Private Limited
- (xxi) Librans Venture Private Limited
- (xxii) Jaypee Hotels Limited
- (xxiii) Ceekay Estates Private Limited
- (xxiv) Jaypee Technical Consultants Private Limited
- (xxv) Think Different Enterprises Private Limited
- (xxvi) Samvridhi Advisors LLP
- (xxvii) Kram Infracon Private Limited
- (xxviii) Jaypee Jan Sewa Sansthan ['Not for Profit' Private Limited Company]



Handwritten signatures and initials.

- (xxix) First Light Estates Private Limited
- (xxx) Jaiprakash Power Ventures Limited
- (xxxii) Jaypee Powergrid Limited
- (xxxiii) Jaypee Arunachal Power Limited
- (xxxiii) Sangam Power Generation Company Limited
- (xxxiv) Jaiprakash Kashmir Energy Limited. (upto 06.08.2018)
- (xxxv) Jaypee Meghalaya Power Limited
- (xxxvi) Bina Power Supply Limited
- (xxxvii) Sparton Growth Fund Private Limited
- (xxxviii) Lucky Strike Financiers Private Ltd.
- (xxxix) Tomorrow's Market Innovators Private Limited
- (xxxx) Asocon Outsourcing India Private Limited
- (xxxxi) Clear Data Analytics Private Limited
- (xxxxii) RS Market Accelerators Private Limited
- (xxxxiii) Saindhar Infosystems Pvt. Ltd.
- (xxxxiv) Saindhar Hospitality (a partnership firm)

Note: Related party relationships are as identified by the company and relied upon by the Auditors.

Transactions carried out with related parties referred to above in ordinary course of business

(II) Transactions carried out with related parties referred to above:

(In Rs.)

Nature of Transactions	Referred in (a) above
Receivable	1,229,508,760
	(1,230,391,956)

Previous year figures are given in brackets.



[Handwritten signatures and initials]

Financial Instruments and Risk Management

Note No. "26"

FAIR VALUE MEASUREMENT

(i) Financial instruments by category

	in Rupees			
	As at 31st March, 2019		As at 31st March, 2018	
	FVTPL	Amortised Cost	FVTPL	Amortised Cost
Financial Assets				
Loans	-	1,375,794,415	-	1,376,677,611
Other Financial Assets	-	21,948	-	19,125
Cash and Cash Equivalents	-	87,258	-	144,758
Total Financial Assets	-	1,375,903,622	-	1,376,841,495
Financial Liabilities				
Borrowings	-	-	-	-
Trade Payables	-	-	-	-
Other Financial Liabilities	-	648,991,061	-	579,456,304
Total Financial Liabilities	-	648,991,061	-	579,456,304

Fair value hierarchy

The fair value hierarchy of assets and liabilities measured at fair value as on 31st March 2019: **Not Applicable**

Note No. "27"

FINANCIAL RISK MANAGEMENT

The Company's activities expose it to market risk, liquidity risk and credit risk. The Company's focus is to foresee the unpredictability of financial markets and seek to minimize potential adverse effects on its financial performance.

(A) Credit Risk

Credit risk refers to the risk of default on its obligation by the counterparty resulting in a financial loss. The Company's exposure to credit risk is influenced mainly by the individual characteristic of each customer and the concentration of risk from the top few customers.

Credit risk management

Credit risk refers to the risk of default on its obligation by the counterparty resulting in a financial loss. Trade receivables, Loans and Other receivables are typically unsecured. Credit risk has always been managed by the Company through credit approvals, establishing credit limits and continuously monitoring the creditworthiness of customers to which the Company grants credit terms in the normal course of business. On account of the adoption of Ind AS 109, the Company uses ECL model to assess the impairment loss or gain. The Company uses a provision matrix to compute the ECL allowance for trade receivables and unbilled revenues. The provision matrix takes into account available external and internal credit risk factors such as credit ratings from credit rating agencies and the Company's historical experience for customers.

Credit risk exposure

The allowance for life time ECL on trade receivables and other receivables for the year ended 31st March, 2019 and for the year ended 31st March, 2018: **NIL**

Credit risk on cash and cash equivalents and bank balances is limited as the Company generally invest in deposits with bank. Investments primarily include investments in liquid mutual fund units, quoted and unquoted equity shares, preference shares and quoted bonds.

(B) Liquidity Risk

Liquidity risk is the risk that the Company will face in meeting its obligations associated with its financial liabilities. Prudent liquidity risk management implies maintaining sufficient cash and marketable securities and the availability of funding through an adequate amount of committed credit facilities to meet obligations when due.

(i) Liquidity risk management

The Company's objective is to maintain a balance between continuity of funding and flexibility through the use of bank overdrafts, bank loans, debentures, bonds and finance lease. The Company assessed the concentration of risk with respect to refinancing its debt and concluded it to be low. The Company has access to a sufficient variety of sources of funding and debt maturing within 12 months can be rolled over with existing lenders.



[Handwritten signatures]

The Company regularly monitors the rolling forecasts to ensure it has sufficient cash on an on-going basis to meet operational needs. Any short term surplus cash generated, over and above the amount required for working capital management and other operational requirements, is retained as cash and cash equivalents (to the extent required) and any excess is invested in interest bearing term deposits and other highly marketable debt investments with appropriate maturities to optimise the cash returns on investments while ensuring sufficient liquidity to meet its liabilities.

(ii) Maturity of financial liabilities

The detail of contractual maturities of significant financial liabilities as on 31st March 2019: **Not Applicable**

The detail of contractual maturities of significant financial liabilities as on 31st March 2018: **Not Applicable**

(C) Market Risk

The risk that the fair value or future cash flows of a financial instrument will fluctuate because of changes in market prices. Market risk comprises three types of risk: currency risk, interest rate risk and other price risk.

(i) Foreign Currency Risk

The risk that the fair value or future cash flows of a financial instrument will fluctuate because of changes in foreign exchange rates. The company is not exposed to foreign exchange risk arising from foreign currency borrowings. Foreign currency risk arises from future commercial transactions and recognised assets and liabilities denominated in a currency that is not the Company's functional currency (INR). The risk is managed through a forecast of highly probable foreign currency cash flows.

Foreign Currency Risk Management

The Company's risk management team is responsible to frame, implement and monitor the risk management plan of the Company. The committee carry out risk assessment with regard to foreign exchange variances and suggests risk minimization procedures and implement the same.

Foreign Currency Risk Exposure

Foreign Currency Exposure as on 31.03.2019: **NIL**

The Company does not have any long term contracts including derivative contracts for which there are any material foreseeable losses as at 31st March 2019.

The Company's exposure to foreign currency risk at the end of the reporting period expressed in Rs: **NIL**

Sensitivity Analysis

The sensitivity of profit or loss to changes in the exchange rates from foreign currency denominated financial instruments. - **Not Applicable**

(ii) Interest Rate Risk

The Company's main interest rate risk arises from long term borrowings with variable rates, which expose the Company to cash flow interest rate risk. The Company's fixed rate borrowings are carried to amortised cost. They are therefore not subject to interest rate risk as defined in IND AS 107, since neither the carrying amount nor the future cash flows will fluctuate because of a change in market interest rate.

Interest Rate Risk Management

The Company's risk management team ensures all the current and future material risk exposures are identified, assessed, quantified, appropriately mitigated, minimised, managed and critical risks when impact the achievement of the Company's objective or threatens its existence are periodically reviewed.

(iii) Price Risk

The price risk for the company is risk that the fair value or future cash flows of a financial instrument will fluctuate because of changes in market prices.

Price Risk Management

To manage its price risk arising from investments, the Company diversifies its portfolios. Diversification of the portfolio is done in accordance with the limits set by the Company.

Price Risk Exposure

The Company's exposure to price risk arises from investments held by the Company and classified in the balance sheet as fair value through profit or loss.



Three handwritten signatures in black ink, located at the bottom right of the page.

Note No. "28"
CAPITAL MANAGEMENT

For the purpose of the Company's capital management, capital includes issued equity capital, share premium and all other equity reserves attributable to the equity holders. The objective of the company's capital management is to safeguard their ability to continue as a going concern, so that they can continue to provide returns for shareholders and benefits other stakeholders and maintain an optimal capital structure to reduce the cost of capital. The company manages its capital structure and makes adjustments in light of changes in economic conditions and the requirements of the financial covenants. The company monitors capital structure using gearing ratio, which is net debt divided by total equity plus net debt. The company includes within net debt, interest bearing loans and borrowings, trade and other payables, less cash and cash equivalents, excluding discontinued operations.

Particulars	(in Rupees)	
	31.03.2019	31.03.2018
Borrowings	-	-
Other current liabilities	66,467	108,936
	66,467	108,936
Less: Cash and cash equivalents	(87,258)	(144,758)
(a) Net debt	(20,791)	(35,822)
Total Equity	728,619,623	799,100,128
(b) Total equity plus net debt	728,598,831	799,064,306
Gearing ratio (a/b)	0%	0%

Note No. "29" Earnings Per Equity Share (EPS) in accordance with Accounting Standards (IND AS - 33)	2018-19	2017-18
Net Profit / (Loss) after tax for the year	(70,480,505)	(95,054,199)
Weighted average number of equity shares for earning per share computation		
Number of equity shares at the beginning of the year	273,800,000	273,800,000
Number of equity shares allotted during the year		
Weighted average number of equity shares allotted during the year		
Weighted average number of equity shares at the end of the year	273,800,000	273,800,000
Earnings per Equity share		
Basic (In Rs.)	(0.26)	(0.35)
Diluted (In Rs.)	(0.26)	(0.35)



[Handwritten signature]

[Handwritten signature]

Note No. "30"

Figures for the previous year have been regrouped/ recast / rearranged wherever considered necessary.

Note No. "31"

All the figures have been rounded off to the nearest rupee.

As per our report of even date attached to the Financial Statements

For Awatar & Co.
Chartered Accountants
Firm Registration No. 000726N

Brijendra Agrawal

Brijendra Agrawal
Partner
M.No. : 087787



Place: Noida
Dated: 12th April, 2019

For and on behalf of the Board

Sunita Joshi

Sunita Joshi
Director
DIN: 00025720

Gaurav Jain

Gaurav Jain
Director
DIN: 01102024

Khushbu Mittal

Khushbu Mittal
Company Secretary
Membership No.A36342

Cash Flow Statement for the year ended 31th March, 2019

Particulars	2018-19 (Rs.)	2017-18 (Rs.)
(A) Cash Flow from Operating Activities		
Net Profit / (Loss) before tax, as per Statement of Profit & Loss	(70,480,505)	(95,054,199)
Add Back		
Depreciation	49,382	49,394
Finance Costs	69,534,757	94,798,076
Deduct:		
Interest Income	(2,823)	(2,922)
Operating profit/(Loss) before working capital changes	(899,189)	(209,651)
Add:		
(Increase)/ Decrease in Short-term Loans and Advances	883,196	1,283,819,765
(Increase)/ Decrease in Other Current Assets	2,391	(8,336)
(Increase) / Decrease in Other Financial assets	(2,823)	(2,922)
Increase/ (Decrease) in Other Financial Liabilities	69,533,450	62,078,283
Increase / (Decrease) in Trade payables	-	(330,572)
Increase / (Decrease) in Other current liabilities	(42,469)	(5,696)
Increase / (Decrease) in Short-term provisions	(122)	(594)
Increase / (Decrease) in Other current financial liabilities	-	(250,513,255)
Net Cashflow from Operating Activities	69,474,434	1,094,827,022
(B) Cash Flow from Investing Activities		
Interest received	2,823	2,922
Net Cash used in Investing Activities	2,823	2,922
(C) Cash Flow from Financing Activities		
Increase / (Decrease) in Borrowing	-	(1,000,000,000)
Finance Costs	(69,534,757)	(94,798,076)
Net Cashflow from Financing Activities	(69,534,757)	(1,094,798,076)
Net Increase/(Decrease) in Cash And Cash Equivalents (A+B+C)	(57,500)	31,868
Cash and Cash Equivalents at the beginning of the year (Opening balance)	144,758	112,889
Cash and Cash Equivalents at the end of the year (Closing balance)	87,258	144,758
	(57,500)	31,868

As per our report of even date attached to the Financial Statements

For and on behalf of the Board

For Awatar & Co.
Chartered Accountants
Firm Registration No. 000726N

Brijendra Agrawal

Brijendra Agrawal
Partner
M.No. : 087787



Place: Noida
Dated: 12th April, 2019

Sunita Joshi

Sunita Joshi
Director

DIN: 00025720

Gaurav Jain

Gaurav Jain
Director

DIN: 01102024

Khushbu Mittal

Khushbu Mittal
Company Secretary
Membership No.A36342

Statement of Changes in Equity for the year ended 31st March,2019

A. Equity Share Capital

Particulars	No. of Shares	Amount (in Rs.)
As at 1st April, 2017	273,800,000	2,738,000,000
Changes in the Equity Share Capital during the year	-	-
As at 31st March, 2018	273,800,000	2,738,000,000
Changes in the Equity Share Capital during the year	-	-
As at 31st March, 2019	273,800,000	2,738,000,000

B. Other Equity

(in Rupees)

Particulars	Reserves and surplus	Other items of other comprehensive income	Total
Balance at the beginning of the year 01.04.2017	(2,536,246,605)	692,400,931	(1,843,845,674)
Total comprehensive income/(loss) for the year	(95,054,199)	-	(95,054,199)
Balance at the beginning of the year 01.04.2018	(2,631,300,803)	692,400,931	(1,938,899,872)
Total comprehensive income/(loss) for the year	(70,480,505)	-	(70,480,505)
Balance at the end of year 31.03.2019	(2,701,781,308)	692,400,931	(2,009,380,377)

As per our report attached.

For Awatar & Co.
Chartered Accountants
Firm Registration No. 000726N

Brijendra Agrawal

Brijendra Agrawal
Partner
M.No. : 087787

Place: Noida

Dated: 12th April, 2019



For and on Behalf of the Board

Sunita Joshi

Sunita Joshi
Director
DIN: 00025720

Gaurav Jain

Gaurav Jain
Director
DIN: 01102024

Khusbhu Mittal

Khusbhu Mittal
Company Secretary
Membership No.A36342