



**R. NAGPAL ASSOCIATES**  
CHARTERED ACCOUNTANTS

B-1/1018, VASANT KUNJ,  
NEW DELHI - 110 070  
TELEPHONE : 41082626  
FAX : 26148150  
EMAIL : ravinagpal@vsnl.net  
ravinagpal@rnaca.in

## **Independent Auditor's Report**

**To the Members of  
YAMUNA EXPRESSWAY TOLLING LIMITED**

### **Report on the Indian Accounting Standards (Ind AS) Financial Statements**

We have audited the accompanying financial statements of **YAMUNA EXPRESSWAY TOLLING LIMITED** ("the Company") which comprise the Balance Sheet as at March 31, 2018, the Statement of Profit and Loss (including Other Comprehensive Income), the Cash Flow Statement and the Statement of Changes in Equity for the year then ended, and a summary of significant accounting policies and other explanatory information.

### **Management's Responsibility for the Ind AS Financial Statements**

The Company's Board of Directors is responsible for the matters stated in Section 134(5) of the Companies Act, 2013 ("the Act") with respect to the preparation of these Ind AS financial statements that give a true and fair view of the financial position, financial performance (including other comprehensive income), cash flows and changes in equity of the Company in accordance with the accounting principles generally accepted in India, including the Indian Accounting Standards specified in the Companies (Indian Accounting Standards) Rules, 2015 (as amended) under Section 133 of the Act. This responsibility also includes maintenance of adequate accounting records in accordance with the provisions of the Act for safeguarding the assets of the Company and for preventing and detecting frauds and other irregularities; selection and application of appropriate accounting policies; making judgments and estimates that are reasonable and prudent; and design, implementation and maintenance of adequate internal financial controls, that were operating effectively for ensuring the accuracy and completeness of the accounting records, relevant to the preparation and presentation of the Ind AS financial statements that give a true and fair view and are free from material misstatement, whether due to fraud or error.

### **Auditor's Responsibility**

Our responsibility is to express an opinion on these Ind AS financial statements based on our audit.

We have taken into account the provisions of the Act and the Rules made thereunder, including the accounting and auditing standards and matters which are required to be included in the audit report under the provisions of the Act and the Rules made thereunder.

We conducted our audit of the Ind AS financial statements in accordance with the Standards on Auditing specified under Section 143(10) of the Act and other applicable authoritative pronouncements issued by the Institute of Chartered Accountants of India. Those Standards and pronouncements require that we comply with ethical requirements and plan and perform the audit to obtain reasonable assurance about whether the Ind AS financial statements are free from material misstatement.



An audit involves performing procedures to obtain audit evidence about the amounts and the disclosures in the Ind AS financial statements. The procedures selected depend on the auditor's judgment, including the assessment of the risks of material misstatement of the Ind AS financial statements, whether due to fraud or error. In making those risk assessments, the auditor considers internal financial control relevant to the Company's preparation of the Ind AS financial statements that give a true and fair view in order to design audit procedures that are appropriate in the circumstances. An audit also includes evaluating the appropriateness of the accounting policies used and the reasonableness of the accounting estimates made by the Company's Directors, as well as evaluating the overall presentation of the Ind AS financial statements.

We believe that the audit evidence we have obtained is sufficient and appropriate to provide a basis for our audit opinion on the Ind AS financial statements.

### **Opinion**

In our opinion and to the best of our information and according to the explanations given to us, the aforesaid Ind AS financial statements give the information required by the Act in the manner so required and give a true and fair view in conformity with the accounting principles generally accepted in India, of the state of affairs of the Company as at March 31, 2018, and its loss (including other comprehensive income), its cash flows and the changes in equity for the year ended on that date.

### **Emphasis of Matter**

We draw the attention to Note No.14. in the financial statements which indicates that the company has accumulated losses which are more than fifty percent of its net worth and the net worth has been fully eroded. The company has incurred a net cash loss during the current year and the previous year(s). These conditions, along with other matters set forth in Note No.14 indicate the existence of a material uncertainty that may cast significant doubt about the company's ability to continue as a going concern. However, the financial statements of the company have been prepared on a going concern basis for the reasons stated in the said Note.

Our opinion is not modified in respect this matter.

### **Report on Other Legal and Regulatory Requirements**

1. As required by Section 143 (3) of the Act, we report that:

- a) We have sought and obtained all the information and explanations which to the best of our knowledge and belief were necessary for the purposes of our audit.
- b) In our opinion, proper books of account as required by law have been kept by the Company so far as it appears from our examination of those books.
- c) The Balance Sheet, the Statement of Profit and Loss (including Other Comprehensive Income), the Statement of Changes in Equity, and the Cash Flow Statement dealt with by this Report are in agreement with the books of account.
- d) In our opinion, the aforesaid Ind AS financial statements comply with the Indian Accounting Standards prescribed under section 133 of the Act.
- e) On the basis of the written representations received from the directors as on March 31, 2018 taken on record by the Board of Directors, none of the directors is disqualified as on March 31, 2018 from being appointed as a director in terms of Section




164 (2) of the Act.

- f) With respect to the adequacy of the internal financial controls over financial reporting of the Company and the operating effectiveness of such controls, refer to our separate Report in "Annexure A". Our report expresses an unmodified opinion on the adequacy and operating effectiveness of the Company's internal financial controls over financial reporting.
- g) With respect to the other matters to be included in the Auditor's Report in accordance with Rule 11 of the Companies (Audit and Auditors) Rules, 2014, in our opinion and to the best of our information and according to the explanations given to us:
- i. The Company has disclosed the impact of pending litigations on its financial position in its Ind AS financial statements-Refer Note 15 to the financial statements;
  - ii. The Company did not have any long-term contracts including derivative contracts for which there were any material foreseeable losses.
  - iii. There are no amounts that were due for being transferred to the Investor Education and Protection Fund by the Company.
2. As required by the Companies (Auditor's Report) Order, 2016 ("the Order") issued by the Central Government in terms of Section 143(11) of the Act, and on the basis of such checks of the books and records of the Company as we considered appropriate and according to the information and explanations given to us, we give in "Annexure B" a statement on the matters specified in paragraphs 3 and 4 of the Order.

For R. Nagpal Associates  
Chartered Accountants  
Firm Registration Number 002626N



  
(CA Joseph S Quadros)  
Partner  
Membership No. 089181

Place: Noida  
Date: 30.04.2018

## **ANNEXURE "A" TO THE INDEPENDENT AUDITOR'S REPORT**

(Referred to in paragraph 1(f) under 'Report on Other Legal and Regulatory Requirements' of our report of even date)

### **Report on the Internal Financial Controls Over Financial Reporting under Clause (i) of Sub-section 3 of Section 143 of the Companies Act, 2013 ("the Act")**

We have audited the internal financial controls over financial reporting of **YAMUNA EXPRESSWAY TOLLING LIMITED** ("the Company") as of March 31, 2018 in conjunction with our audit of the financial statements of the Company for the year ended on that date.

#### **Management's Responsibility for Internal Financial Controls**

The Company's management is responsible for establishing and maintaining internal financial controls based on the internal control over financial reporting criteria established by the Company considering the essential components of internal control stated in the Guidance Note on Audit of Internal Financial Controls Over Financial Reporting issued by the Institute of Chartered Accountants of India. These responsibilities include the design, implementation and maintenance of adequate internal financial controls that were operating effectively for ensuring the orderly and efficient conduct of its business, including adherence to company's policies, the safeguarding of its assets, the prevention and detection of frauds and errors, the accuracy and completeness of the accounting records, and the timely preparation of reliable financial information, as required under the Companies Act, 2013.

#### **Auditor's Responsibility**

Our responsibility is to express an opinion on the Company's internal financial controls over financial reporting based on our audit. We conducted our audit in accordance with the Guidance Note on Audit of Internal Financial Controls Over Financial Reporting (the "Guidance Note") issued by the Institute of Chartered Accountants of India and the Standards on Auditing prescribed under Section 143(10) of the Companies Act, 2013, to the extent applicable to an audit of internal financial controls. Those Standards and the Guidance Note require that we comply with ethical requirements and plan and perform the audit to obtain reasonable assurance about whether adequate internal financial controls over financial reporting was established and maintained and if such controls operated effectively in all material respects.

Our audit involves performing procedures to obtain audit evidence about the adequacy of the internal financial controls system over financial reporting and their operating effectiveness. Our audit of internal financial controls over financial reporting included obtaining an understanding of internal financial controls over financial reporting, assessing the risk that a material weakness exists, and testing and evaluating the design and operating effectiveness of internal control based on the assessed risk. The procedures selected depend on the auditor's judgement, including the assessment of the risks of material misstatement of the financial statements, whether due to fraud or error.

We believe that the audit evidence we have obtained is sufficient and appropriate to provide a basis for our audit opinion on the Company's internal financial controls system over financial reporting.



## Meaning of Internal Financial Controls Over Financial Reporting

A company's internal financial control over financial reporting is a process designed to provide reasonable assurance regarding the reliability of financial reporting and the preparation of financial statements for external purposes in accordance with generally accepted accounting principles. A company's internal financial control over financial reporting includes those policies and procedures that (1) pertain to the maintenance of records that, in reasonable detail, accurately and fairly reflect the transactions and dispositions of the assets of the company; (2) provide reasonable assurance that transactions are recorded as necessary to permit preparation of financial statements in accordance with generally accepted accounting principles, and that receipts and expenditures of the company are being made only in accordance with authorisations of management and directors of the company; and (3) provide reasonable assurance regarding prevention or timely detection of unauthorised acquisition, use, or disposition of the company's assets that could have a material effect on the financial statements.

## Inherent Limitations of Internal Financial Controls Over Financial Reporting

Because of the inherent limitations of internal financial controls over financial reporting, including the possibility of collusion or improper management override of controls, material misstatements due to error or fraud may occur and not be detected. Also, projections of any evaluation of the internal financial controls over financial reporting to future periods are subject to the risk that the internal financial control over financial reporting may become inadequate because of changes in conditions, or that the degree of compliance with the policies or procedures may deteriorate.

## Opinion

In our opinion, to the best of our information and according to the explanations given to us, the Company has, in all material respects, an adequate internal financial controls system over financial reporting and such internal financial controls over financial reporting were operating effectively as at March 31, 2018, based on the internal control over financial reporting criteria established by the Company considering the essential components of internal control stated in the Guidance Note on Audit of Internal Financial Controls Over Financial Reporting issued by the Institute of Chartered Accountants of India.

For R. Nagpal Associates  
Chartered Accountants  
Firm Registration Number 002626N



(CA Joseph S Quadros)  
Partner  
Membership No. 089181

Place: Noida  
Date: 30.04.2018

**ANNEXURE 'B' referred to in paragraph 2 of our report of even date to the members of YAMUNA EXPRESSWAY TOLLING LIMITED on the accounts of the Company for the year ended 31st March 2018.**

On the basis of such checks as we considered appropriate and according to the information and explanation given to us during the course of our audit, we report that:

- (i) As the Company does not have any fixed assets, Clause 3(i) of the Order is not applicable.
- (ii) As the Company has no inventory, Clause 3(ii) of the Order is not applicable.
- (iii) As informed, the Company has not granted any loans, secured or unsecured to companies, firms, Limited Liability Partnerships or other parties covered in the register maintained under section 189 of the Act.
- (iv) In our opinion and according to the information and explanations given to us, the company has not given any loans, made investments, given guarantees, and security, hence Clause 3(iv) of the Order is not applicable.
- (v) The Company has not accepted any deposits from the public. Accordingly, the provisions of clause 3(v) of the Order are not applicable to the Company.
- (vi) In our opinion Clause (vi) of Para 3 of the Order relating to cost accounting records is not applicable.
- (vii) (a) As per records produced before us and according to the information and explanations given to us the Company is generally regular in depositing undisputed statutory dues applicable to it like, Income-tax etc, and other material statutory dues applicable to it with the appropriate authorities, and there were no arrears of such dues at the end of the year which have remained outstanding for a period of more than six months from the date they became payable.  
  
(b) As per records produced before us there are no dues of Income-tax, Sales-tax, Wealth tax, Service tax, Customs Duty, Excise Duty and cess which have not been deposited on account of any dispute.
- (viii) Based on our audit procedures and on the information and explanations given by the management, we are of the opinion that the Company has not defaulted in repayment of dues to any financial institution.
- (ix) Based on information and explanations given to us by the management, term loans were applied for the purpose for which the loans were obtained. The company has not raised any money by way of initial public offer or further public offer (including debt instruments).
- (x) Based upon the audit procedures performed for the purpose of reporting the true and fair view of the financial statements and as per the information and explanations given by the management, we report that there is no fraud on the



Company by its officers or employees has been noticed or reported during the course of our audit.

- (xi) The Company has not paid any managerial remuneration hence Clause 3(xi) of the Order is not applicable.
- (xii) In our opinion, the Company is not a nidhi Company. Accordingly, the provisions of clause 3(xii) of the Order are not applicable to the Company.
- (xiii) Based on information and explanations given to us by the management, all transactions with the related parties are in compliance with section 177 and 188 of the Act, where applicable and the details have been disclosed in the financial Statements as required by the applicable accounting standards.
- (xiv) Based on information and explanations given to us by the management, the Company has not made any preferential allotment or private placement of shares or fully or partly convertible debentures during the period under review. Accordingly, the provisions of clause 3(xiv) of the Order are not applicable to the Company.
- (xv) In our opinion and according to the information and explanations given to us, the company has not entered into any non-cash transaction with directors or person connected with him which is covered by Section 192 of the Act. Accordingly, the provisions of clause 3(xv) of the Order are not applicable to the Company.
- (xvi) In our opinion and according to the information and explanations given to us, the company is not required to be registered under section 45 IA of the Reserve Bank of India Act, 1934 Accordingly, the provisions of clause 3(xvi) of the Order are not applicable to the Company.

For R. Nagpal Associates  
Chartered Accountants

Firm Registration Number 002626N



*Joseph S Quadros*

(CA Joseph S Quadros)

Partner

Membership No. 089181

Place: Noida

Date: 30.04.2018

Yamuna Expressway Tolling Limited  
(Formerly Jaypee Mining Ventures Private Limited)


Balance sheet as at 31st March, 2018

	NOTE No.	As at 31st March, 2018	(In Rupees) As at 31st March, 2017
<b>ASSETS</b>			
<b>1 NON-CURRENT ASSETS</b>			
(a) Property, Plant and Equipment		-	-
(b) Capital Work-in-Progress		-	-
(c) Intangible Assets		-	-
(d) Intangible Assets under Development		-	-
(e) Financial Assets		-	-
(i) Investments		-	-
(ii) Trade Receivables		-	-
(iii) Loans	3	-	6,000,000,000
(iv) Other financial assets		-	-
(f) Other Non-Current Assets		-	-
<b>TOTAL</b>		<b>-</b>	<b>6,000,000,000</b>
<b>2 CURRENT ASSETS</b>			
(a) Inventories	4	6,000,000,000	-
(b) Financial Assets		-	-
(i) Investments		-	-
(ii) Trade Receivables		-	-
(iii) Cash and Cash Equivalents	5	27,700	434,973
(iv) Loans	6	71,527,254	-
(v) Other financial assets		-	-
(c) Current Tax Assets	7	2,000,000	-
(d) Other Current Assets		-	-
<b>TOTAL</b>		<b>6,073,554,954</b>	<b>434,973</b>
<b>TOTAL ASSETS</b>		<b>6,073,554,954</b>	<b>6,000,434,973</b>
<b>EQUITY AND LIABILITIES</b>			
<b>1 EQUITY</b>			
(a) Equity Share capital	8	500,000	500,000
(b) Other Equity	9	(304,465,052)	(3,120,082)
<b>TOTAL</b>		<b>(303,965,052)</b>	<b>(2,620,082)</b>
<b>2 NON-CURRENT LIABILITIES</b>			
(a) Financial Liabilities		-	-
(i) Borrowings	10	5,640,000,000	5,880,000,000
(ii) Trade Payables		-	-
(iii) Other Financial Liabilities		-	-
(b) Provisions		-	-
(c) Deferred Tax Liabilities [Net]		-	-
(d) Other Non-Current Liabilities		-	-
<b>TOTAL</b>		<b>5,640,000,000</b>	<b>5,880,000,000</b>
<b>3 CURRENT LIABILITIES</b>			
(a) Financial Liabilities		-	-
(i) Borrowings		-	-
(ii) Trade Payables		-	-
(iii) Other Financial Liabilities	11	677,461,287	122,998,108
(b) Other Current Liabilities	12	60,058,720	56,947
(c) Provisions		-	-
<b>TOTAL</b>		<b>737,520,007</b>	<b>123,055,055</b>
<b>TOTAL EQUITY AND LIABILITIES</b>		<b>6,073,554,954</b>	<b>6,000,434,973</b>

Summary of significant accounting policies 1  
The note nos. 1 to 26 are integral part of the Financial Statements


As per our report of even date attached to the Financial Statements

For R. Nagpal Associates  
Chartered Accountants  
Firm Regn. No. 002626N

  
Joseph S Quadros  
Partner  
M. No. 089181



For and on behalf of the Board

  
Gaurav Jain  
Director  
DIN: 01102024

  
Suren Jain  
Director  
DIN 00011026

Place: Noida  
Date: 30th April, 2018

Registered office: Sector, 128, Noida - 201304



**Yamuna Expressway Tolling Limited**  
(Formerly Jaypee Mining Ventures Private Limited)

**Statement of Profit and Loss for the year ended 31st March, 2018**

	NOTE No.	2017-18	(In Rupees) 2016-17
<b>INCOME</b>			
Revenue from Operations		-	-
Other Income	13	245,600,000	-
<b>TOTAL INCOME</b>		<u>245,600,000</u>	<u>-</u>
<b>EXPENSES</b>			
Finance Costs	15	546,886,921	2,958,904
Other Expenses	16	58,049	67,539
<b>Total Expenses</b>		<u>546,944,970</u>	<u>3,026,443</u>
<b>Profit/ (Loss) before exceptional and extra-ordinary items and tax</b>		<u>(301,344,970)</u>	<u>(3,026,443)</u>
Exceptional items		-	-
<b>Profit/ (Loss) before extra-ordinary items and tax</b>		<u>(301,344,970)</u>	<u>(3,026,443)</u>
Extra-ordinary Items		-	-
<b>Profit/ (Loss) before tax</b>		<u>(301,344,970)</u>	<u>(3,026,443)</u>
<b>Tax expense</b>			
Current tax		-	-
Deferred tax		-	-
<b>Profit/ (Loss) for the year</b>		<u>(301,344,970)</u>	<u>(3,026,443)</u>
Other Comprehensive Income		-	-
<b>Total Comprehensive Income for the year</b>		<u>(301,344,970)</u>	<u>(3,026,443)</u>
<b>Earnings per Equity share</b>	24	(6,027)	(278)
Basic (In Rs.)		(6,027)	(278)
Diluted (In Rs.)			

**Summary of significant accounting policies**


The note nos. 1 to 26 are integral part of the financial statements


As per our report of even date attached to the Financial Statements

For R. Nagpal Associates

Chartered Accountants



Firm Regn. No. 002626N

  
Joseph S Quadros  
Partner  
M. No. 089181



Place: Noida  
Date: 30th April, 2018

For and on behalf of the Board

   
Gaurav Jain                      Suren Jain  
Director                              Director  
DIN: 01102024                      DIN 00011026

Registered office: Sector, 128, Noida - 201304

**Note No. "1" Corporate Information**

Jaypee Mining Ventures Private Limited was incorporated on 31st March, 2010. Name of the Company was changed as Yamuna Expressway Tolling Private Limited on 24th March, 2017. Name of the Company, on consequent upon conversion to Public Company was changed to Yamuna Expressway Tolling Limited on 5th April, 2017. The company became a wholly owned subsidiary of Jaiprakash Associates Limited w.e.f. 25th April, 2017.

Objects Clause of the Company has also been altered to undertake business of Development of Infrastructure & Real Estate and operating & maintaining of expressways

**Note No. "2" Significant Accounting Policies**

**a. Basis of Preparation of financial statements**

The financial statements are prepared in accordance with Indian Accounting Standards (Ind AS) under the historical cost convention on the accrual basis except for certain financial instruments which are measured at fair value, the provisions of the Companies Act, 2013 ('Act') (to the extent notified). The Ind AS are prescribed under Section 133 of the Act read with Rule 3 of the Companies (Indian Accounting Standards) Rules, 2015 and Companies (Indian Accounting Standards) Amendment Rules, 2016.

The Company has adopted all the Ind AS standards and the adoption was carried out in accordance with Ind AS 101, *first time adoption of Indian Accounting Standards*. The transition was carried out from Indian Accounting Principles generally accepted in India as prescribed under Section 133 of the Act, read with Rule 7 of the Companies (Accounts) Rules, 2014 (IGAAP), which was the previous GAAP. There were no effect of the transition in the financial statement. Accounting policies have been consistently followed by the company.

**b. Revenue Recognition**

Revenue is recognised to the extent that it is probable that the economic benefits will flow to the Company and the revenue can be reliably measured, regardless of when the payment is being made.

Revenue is measured at the fair value of the consideration received or receivable, taking into account contractually defined terms of payment and excluding taxes or duties collected on behalf of the Government.


Revenue includes excise duty, as excise duty flows to the company on its own account but excludes sales tax/ value added tax (VAT) which is received by the Company on behalf of the Government.

**Rendering of services**

Revenue from rendering of services is recognised by reference to the stage of completion. When the contract outcome cannot be measured reliably, revenue is recognised only to the extent that the expenses incurred are eligible to be recovered.

**Interest Income**

For all debt instruments measured either at amortised cost or at fair value through other comprehensive income, interest income is recorded using the effective interest rate (EIR). EIR is the rate that exactly discounts the estimated future cash payments or receipts over the expected life of the financial instrument or a shorter period, where appropriate, to the gross carrying amount of the financial asset or to the amortised cost of a financial liability. When calculating the effective interest rate, the Company estimates the expected cash flows by considering all the contractual terms of the financial instrument (for example, prepayment, extension, call and similar options) but does not consider the expected credit losses. Interest income is included in Other income in the statement of profit and loss.



## Dividend

Revenue is recognised when the Company's right to receive the payment is established, which is generally when shareholders approve the dividend.

## Insurance Claim

Claims lodged with the insurance companies are accounted for on accrual basis to the extent these are measurable and ultimate collection is reasonably certain.

## c. Property, Plant and Equipment

Property, plant and equipment are stated at cost [i.e., cost of acquisition or construction inclusive of freight, erection and commissioning charges, non-refundable duties and taxes, expenditure during construction period, borrowing costs (in case of a qualifying asset) up to the date of acquisition/installation], net of accumulated depreciation and accumulated impairment losses, if any.

Capital work in progress, plant and equipment is stated at cost, net of accumulated depreciation and accumulated impairment losses, if any. Such cost includes the cost of replacing part of the plant and equipment and borrowing costs for long-term construction projects if the recognition criteria are met. When significant parts of plant and equipment are required to be replaced at intervals, the Company depreciates them separately based on their specific useful lives. Likewise, when a major inspection is performed, its cost is recognised in the carrying amount of the plant and equipment as a replacement if the recognition criteria are satisfied. All other repair and maintenance costs are recognised in profit or loss as incurred. The present value of the expected cost for the decommissioning of an asset after its use is included in the cost of the respective asset when the recognition criteria for a provision are met.

Depreciation on fixed assets is calculated on a straight-line basis over the estimated useful lives of the assets as prescribed in Schedule II to the Companies Act, 2013.

Freehold land is not depreciated.

## d. Intangible assets

Intangible assets acquired separately are measured on initial recognition at cost which comprises purchase price (including import duties and non-refundable purchase taxes, after deducting trade discounts and rebates) and any directly attributable cost of preparing the asset for its intended use. An intangible assets acquired in a business combination is recognised at fair value at the date of acquisition. After initial recognition, intangible assets are carried at cost less any accumulated amortisation and accumulated impairment losses. Internally generated intangible assets, excluding capitalised development costs, are not capitalised and the related expenditure is reflected in profit or loss in the period in which the expenditure is incurred.

The useful lives of intangible assets are assessed as either finite or indefinite.

Intangible assets with finite lives are amortised over the useful economic life and assessed for impairment whenever there is an indication that the intangible asset may be impaired. Amortisation is recognised on a straight line basis over their estimated useful life. The amortisation period and the amortisation method for an intangible asset with a finite useful life are reviewed at least at the end of each reporting period. Changes in the expected useful life or the expected pattern of consumption of future economic benefits embodied in the asset are considered to modify the amortisation period or method, as appropriate, and are treated as changes in accounting estimates being accounted for on a prospective basis. The amortisation expense on intangible assets with finite lives is recognised in the statement of profit and loss unless such expenditure forms part of carrying value of another asset.

Intangible assets with indefinite useful lives are not amortised, but are tested for impairment annually, either individually or at the cash-generating unit level. The assessment of indefinite life is reviewed annually to determine whether the indefinite life continues to be supportable. If not, the change in useful life from indefinite to finite is made on a prospective basis.

An intangible asset is derecognised on disposal, or when no future economic benefits are expected from use or disposal. Gains or losses arising from derecognition of an intangible asset are measured as the difference between the net disposal proceeds and the carrying amount of the asset and are recognised in the statement of profit or loss when the asset is derecognised.

Computer Softwares is amortized over a period of 6 years.

#### **e. Foreign Exchange Transactions**

##### **Functional Currency**

The Company's financial statements are presented in Rupee, which is the company's functional currency.

##### **Transactions and balances**

Transactions in foreign currencies are initially recorded by the Company at functional currency spot rates at the date the transaction first qualifies for recognition. However, for practical reasons, the Company uses an average rate if the average approximates the actual rate at the date of the transaction.

Monetary assets and liabilities denominated in foreign currencies are translated at the functional currency spot rates of exchange at the reporting date.

Non-monetary items that are measured in terms of historical cost in a foreign currency are translated using the exchange rates at the dates of the initial transactions. Non-monetary items measured at fair value in a foreign currency are translated using the exchange rates at the date when the fair value is determined. The gain or loss arising on translation of non-monetary items measured at fair value is treated in line with the recognition of the gain or loss on the change in fair value of the item (i.e., translation differences on items whose fair value gain or loss is recognised in other comprehensive income (OCI) or profit or loss are also recognised in OCI or profit or loss, respectively).

#### **f. Borrowing costs**

Borrowing costs directly attributable to the acquisition, construction or production of qualifying asset, that necessarily takes a substantial period of time to get ready for its intended use or sale, are capitalised as part of the cost of the asset. The borrowing cost cease to be capitalised when the assets are substantially ready for their intended use or sale.

Investment income earned on the temporary investment of specific borrowings pending their expenditure on qualifying assets is deducted from the borrowing costs eligible for capitalisation.

All other borrowing costs are expensed in the period in which they occur

Borrowing costs consist of interest and other costs that an entity incurs in connection with the borrowing of funds. Borrowing cost also includes finance charges in respect of finance lease and exchange differences arising from foreign currency borrowing to the extent regarded as an adjustment to the interest costs.

#### **g. Employee benefits**

The undiscounted amount of short-term employee benefits i.e. wages and salaries, bonus, incentive, annual leave and sick leave etc. expected to be paid in exchange for the service rendered by employees are recognized as an expense except in so far as employment costs may be included within the cost of an asset during the period when the employee renders the services.

Retirement benefit in the form of provident fund and pension contribution is a defined contribution scheme. and is recognized as an expense except in so far as employment costs may be included within the cost of an asset



Gratuity and leave encashment is a defined benefit obligation. The liability is provided for on the basis of actuarial valuation made at the end of each financial year. The actuarial valuation is done as per Projected Unit Credit method.

Remeasurements, comprising of actuarial gains and losses, the effect of the asset ceiling, excluding amounts included in net interest on the net defined benefit liability and the return on plan assets (excluding amounts included in net interest on the net defined benefit liability), are recognised immediately in the balance sheet with a corresponding debit or credit to profit or loss through Other Comprehensive Income (OCI) in the period in which they occur. Remeasurements are not reclassified to profit or loss in subsequent periods.

#### **h. Impairment of non-financial assets**

The Company assesses, at each reporting date, whether there is an indication that an asset may be impaired. If any indication exists, or when annual impairment testing for an asset is required, the Company estimates the asset's recoverable amount. An asset's recoverable amount is the higher of an asset's or cash-generating unit's (CGU) fair value less costs of disposal and its value in use. Recoverable amount is determined for an individual asset, unless the asset does not generate cash inflows that are largely independent of those from other assets or groups of assets. When the carrying amount of an asset or CGU exceeds its recoverable amount, the asset is considered impaired and is written down to its recoverable amount.

In assessing value in use, the estimated future cash flows are discounted to their present value using a pre-tax discount rate that reflects current market assessments of the time value of money and the risks specific to the asset. In determining fair value less costs of disposal, recent market transactions are taken into account. If no such transactions can be identified, an appropriate valuation model is used. These calculations are corroborated by valuation multiples, quoted share prices for publicly traded companies or other available fair value indicators.

Impairment losses of continuing operations, including impairment on inventories, are recognised in the statement of profit and loss, except for properties previously revalued with the revaluation surplus taken to Other Comprehensive Income (OCI). For such properties, the impairment is recognised in OCI up to the amount of any previous revaluation surplus.

For assets excluding goodwill, an assessment is made at each reporting date to determine whether there is an indication that previously recognised impairment losses no longer exist or have decreased. If such indication exists, the Company estimates the asset's or CGU's recoverable amount. A previously recognised impairment loss is reversed only if there has been a change in the assumptions used to determine the asset's recoverable amount since the last impairment loss was recognised. The reversal is limited so that the carrying amount of the asset does not exceed its recoverable amount, nor exceed the carrying amount that would have been determined, net of depreciation, had no impairment loss been recognised for the asset in prior years. Such reversal is recognised in the statement of profit or loss unless the asset is carried at a revalued amount, in which case, the reversal is treated as a revaluation increase.

Goodwill is tested for impairment as at each Balance Sheet date and when circumstances indicate that the carrying value may be impaired.

Impairment is determined for goodwill by assessing the recoverable amount of each CGU (or group of CGUs) to which the goodwill relates. When the recoverable amount of the CGU is less than its carrying amount, an impairment loss is recognised. Impairment losses relating to goodwill cannot be reversed in future periods.

Intangible assets with indefinite useful lives are tested for impairment annually as at each Balance sheet date at the CGU level, as appropriate, and when circumstances indicate that the carrying value may be impaired.

2      4/



## **i. Provisions**

### **General**

Provisions are recognised when the Company has a present obligation (legal or constructive) as a result of past events and it is probable that an outflow of resources embodying economic benefits will be required to settle the obligation and a reliable estimate can be made of the amount of the obligation. Provisions are reviewed at the end of each reporting period and adjusted to reflect the current best estimate. When the Company expects some or all of a provision to be reimbursed (like under an insurance contract, indemnity clauses or suppliers' warranties) and the Company is solely liable to pay the liability, the reimbursement is recognised as a separate asset. The expense relating to a provision is presented in the statement of profit and loss net of any reimbursement if the Company is not solely liable to pay the liability. The reimbursement of provision is only recognized when it is virtually certain that the company will receive the reimbursement.

If the effect of the time value of money is material, provisions are discounted using a current pre-tax rate that reflects current market assessments of the time value of money and the risks specific to the liability.. When discounting is used, the increase in the provision due to the passage of time is recognised as a finance cost.

### **Contingent liability is disclosed in the case of**

- i. a present obligation arising from past events, when no reliable estimate is possible;
- ii. a possible obligation arising from past events, unless the probability of outflow of resources is remote.

Commitments include the amount of purchase order (net of advances) issued to parties for completion of assets.

### **Contingent assets**

Contingent assets are disclosed in the financial statements only when the inflow of economic benefits is probable.

Contingent liabilities, contingent assets and commitments are reviewed at each balance sheet date.

## **j. Taxes on Income**

Tax expense represents the sum of the current income tax and deferred tax.

### **Current income tax**

Current income tax assets and liabilities are measured at the amount expected to be received from or paid to the taxation authorities. The tax rates and tax laws used to compute the amount are those that are enacted or substantively enacted, at the reporting date.

Company periodically evaluates positions taken in the tax returns with respect to situations in which applicable tax regulations are subject to interpretation and establishes provisions where appropriate.

### **Deferred tax**

Deferred tax is recognised using the liability method on temporary differences between the tax bases of assets and liabilities and their carrying amounts for financial reporting purposes at the reporting date.

Deferred tax assets are recognised for all deductible temporary differences, the carry forward of unused tax credits and any unused tax losses. Deferred tax assets are recognised to the extent that it is probable that taxable profit will be available against which the deductible temporary differences and the carry forward of unused tax credits and unused tax losses can be utilised

The carrying amount of deferred tax assets is reviewed at each reporting date and reduced to the extent that it is no longer probable that sufficient taxable profit will be available to allow all or part of the deferred tax asset to be utilised.

Deferred tax assets and liabilities are measured at the tax rates that are expected to apply in the year when the asset is realised or the liability is settled, based on tax rates (and tax laws) that have been enacted or substantively enacted at the reporting date.

Current and deferred tax are recognised in profit and loss, except when they relate to items that are recognised in other comprehensive income or directly in equity respectively.

#### **Minimum Alternate Tax**

Minimum alternate tax (MAT) paid in a year is charged to the statement of profit and loss as current tax. The Company recognizes MAT credit available as an asset only to the extent that there is convincing evidence that the Company will pay normal income tax during the specified period, i.e., the period for which MAT credit is allowed to be carried forward. In the year in which the Company recognizes MAT credit as an asset in accordance with the Guidance Note on Accounting for Credit Available in respect of Minimum Alternate Tax under the Income-tax Act, 1961, the said asset is created by way of credit to the statement of profit and loss and shown as "MAT Credit Entitlement." The Company reviews the "MAT credit entitlement" asset at each reporting date and writes down the asset to the extent the Company does not have convincing evidence that it will pay normal tax during the specified period.

#### **k. Cash and cash equivalents**

Cash and cash equivalent in the balance sheet comprise cash at banks and on hand and short-term deposits with an original maturity of three months or less, which are subject to an insignificant risk of changes in value.

For the purpose of the statement of cash flows, cash and cash equivalents consist of cash and short-term deposits, as defined above, net of outstanding bank overdrafts as they are considered an integral part of the Company's cash management.

#### **l. Earnings per share**

Basic earnings per equity share is computed by dividing net profit after tax by the weighted average number of equity shares outstanding during the year. Diluted earnings per equity share is computed by dividing adjusted net profit after tax by the aggregate of weighted average number of equity shares and dilutive potential equity shares during the year.

#### **m. Current versus non-current classification**

The Company presents assets and liabilities in the balance sheet based on current/ non-current classification.

An asset is treated as current when it is:

- Expected to be realised or intended to be sold or consumed in normal operating cycle
- Held primarily for the purpose of trading
- Expected to be realised within twelve months after the reporting period, or
- Cash or cash equivalent unless restricted from being exchanged or used to settle a liability for at least twelve months after the reporting period

All other assets are classified as non-current.



A liability is current when:

- It is expected to be settled in normal operating cycle
- It is held primarily for the purpose of trading
- It is due to be settled within twelve months after the reporting period, or
- There is no unconditional right to defer the settlement of the liability for at least twelve months after the reporting period

The Company classifies all other liabilities as non-current.

Deferred tax assets and liabilities are classified as non-current assets and liabilities.

The operating cycle is the time between the acquisition of assets for processing and their realisation in cash and cash equivalents. The Company has identified twelve months as its operating cycle.

#### **n. Fair value measurement**

The Company measures financial instruments, such as, derivatives at fair value at each balance sheet date.

Fair value is the price that would be received to sell an asset or paid to transfer a liability in an orderly transaction between market participants at the measurement date. The fair value measurement is based on the presumption that the transaction to sell the asset or transfer the liability takes place either:

- i. In the principal market for the asset or liability, or
- ii. In the absence of a principal market, in the most advantageous market for the asset or liability

The principal or the most advantageous market must be accessible by the Company.

The fair value of an asset or a liability is measured using the assumptions that market participants would use when pricing the asset or liability, assuming that market participants act in their economic best interest.

A fair value measurement of a non-financial asset takes into account a market participant's ability to generate economic benefits by using the asset in its highest and best use or by selling it to another market participant that would use the asset in its highest and best use.

The Company uses valuation techniques that are appropriate in the circumstances and for which sufficient data are available to measure fair value, maximising the use of relevant observable inputs and minimising the use of unobservable inputs.

All assets and liabilities for which fair value is measured or disclosed in the financial statements are categorised within the fair value hierarchy, described as follows, based on the lowest level input that is significant to the fair value measurement as a whole:

- i. Level 1 — Quoted (unadjusted) market prices in active markets for identical assets or liabilities
- ii. Level 2 — Valuation techniques for which the lowest level input that is significant to the fair value measurement is directly or indirectly observable
- iii. Level 3 — Valuation techniques for which the lowest level input that is significant to the fair value measurement is unobservable

For assets and liabilities that are recognised in the financial statements at fair value on a recurring basis, the Company determines whether transfers have occurred between levels in the hierarchy by re-assessing categorisation (based on the lowest level input that is significant to the fair value measurement as a whole) at the end of each reporting period.





The Company determines the policies and procedures for both recurring fair value measurement, such as derivative instruments and unquoted financial assets measured at fair value, and for non-recurring measurement, such as assets held for distribution in discontinued operations. External valuers are involved for valuation of significant assets, such as properties and unquoted financial assets, and significant liabilities, such as contingent consideration. Selection criteria include market knowledge, reputation, independence and whether professional standards are maintained. At each reporting date, the Company analyses the movements in the values of assets and liabilities which are required to be remeasured or re-assessed as per the Company's accounting policies. For this analysis, the Company verifies the major inputs applied in the latest valuation by agreeing the information in the valuation computation to contracts and other relevant documents.

The Company, in conjunction with the Company's external valuers, also compares the change in the fair value of each asset and liability with relevant external sources to determine whether the change is reasonable.

For the purpose of fair value disclosures, the Company has determined classes of assets and liabilities on the basis of the nature, characteristics and risks of the asset or liability and the level of the fair value hierarchy as explained above.

#### **o. Financial instruments**

A financial instrument is any contract that gives rise to a financial asset of one entity and a financial liability or equity instrument of another entity.

Financial assets and liabilities are recognized when the company becomes a party to the contractual provisions of the instruments

#### **Financial assets**

##### **Initial recognition and measurement**

Financial instruments are initially measured at fair value including transaction costs unless they are classified at fair value through profit and loss, in which case the transaction costs are expensed immediately. Subsequent to initial recognition, these instruments are measured in accordance with their classification as set out below.

##### **Subsequent measurement**

Financial assets are classified in four categories:

i. Amortised cost, if the financial asset is held within a business model whose object is to hold financial assets in order to collect contractual cash flows and the contractual terms of the financial asset give rise on specific dates to cash flows that are solely payments of principal and interest on the principal amount outstanding,

ii. Fair value through other comprehensive income (FVOCI), if the financial asset is held within a business mode whose objective is achieved by both collecting contractual cash flows and selling financial assets and the contractual terms of the financial asset give rise on specified date to cash flows that are solely payment of principal and interest on the principal amount outstanding. Any interest income, impairment losses & reversals and foreign exchange gain or loss is recognised in Profit or loss,

iii. Fair value through other comprehensive income, if the financial assets is investment in an equity instrument within the scope of this standard, that is neither held for trading nor contingent consideration recognised by company in a business combination, for which the company make an irrevocable election to present subsequent changes in fair value in other comprehensive income. Any dividend is recognised in profit or loss, or

iv. Fair value through profit or loss (FVTPL)



## De-recognition

A financial asset (or, where applicable, a part of a financial asset or part of a group of similar financial assets) is primarily de-recognised i.e. removed from the company's statement of financial position when:

- i. The rights to receive cash flows from the asset have expired, or
- ii. The Company has transferred its rights to receive cash flows from the asset or has assumed an obligation to pay the received cash flows in full without material delay to a third party under a 'pass-through' arrangement; and either (a) the Company has transferred substantially all the risks and rewards of the asset, or (b) the Company has neither transferred nor retained substantially all the risks and rewards of the asset, but has transferred control of the asset

On derecognising of a financial asset in its entirety, the difference between the assets's carrying amount and the sum of the consideration received or receivable and the cumulative gain or loss that had been recognised in other comprehensive income and accumulated in equity is recognised in profit or loss.

## Financial liabilities

### Initial recognition and measurement

All financial liabilities are recognised initially at fair value and in case of loan & borrowings and payable, net off directly attributable transaction cost.

The Company's financial liabilities include trade and other payables, loans and borrowings including bank overdrafts, financial guarantee contracts and derivative financial instruments.

### Subsequent measurement

The measurement of financial liabilities depends on their classification, as described below:

### Financial liabilities at fair value through profit or loss

Financial liabilities at fair value through profit or loss include financial liabilities held for trading and financial liabilities designated upon initial recognition as at fair value through profit or loss. Financial liabilities are classified as held for trading if they are incurred for the purpose of repurchasing in the near term. This category also includes derivative financial instruments entered into by the Company that are not designated as hedging instruments in hedge relationships as defined by Ind AS 109. Separated embedded derivatives are also classified as held for trading unless they are designated as effective hedging instruments.

Gains or losses on liabilities held for trading are recognised in the profit or loss.

Financial liabilities designated upon initial recognition at fair value through profit or loss are designated as such at the initial date of recognition, and only if the criteria in Ind AS 109 are satisfied. For liabilities designated as FVTPL, fair value gains/ losses attributable to changes in own credit risk are recognized in OCI. These gains/ loss are not subsequently transferred to P&L. However, the Company may transfer the cumulative gain or loss within equity. All other changes in fair value of such liability are recognised in the statement of profit or loss.

## Loans and borrowings

After initial recognition, interest-bearing loans and borrowings are subsequently measured at amortised cost using the Effective Interest Rate (EIR) method. Gains and losses are recognised in profit or loss when the liabilities are derecognised as well as through the EIR amortisation process.



Amortised cost is calculated by taking into account any discount or premium on acquisition and fees or costs that are an integral part of the EIR. The EIR amortisation is included as finance costs in the statement of profit and loss.

### Derecognition

A financial liability is derecognised when the obligation under the liability is discharged or cancelled or expires. When an existing financial liability is replaced by another from the same lender on substantially different terms, or the terms of an existing liability are substantially modified, such an exchange or modification is treated as the derecognition of the original liability and the recognition of a new liability. The difference in the respective carrying amounts is recognised in the statement of profit or loss.



2 4

**NOTE No. "3"**

**LOANS**

(Unsecured, considered good)

Security Deposit with Related Party

-	6,000,000,000
-	6,000,000,000

**NOTE No. "4"**

**INVENTORIES**

Land under development

6,000,000,000	-
6,000,000,000	-

**NOTE No. "5"**

**CASH AND CASH EQUIVALENTS**

Balances with Bank

Current Account

Cash on hand

-	400,000
27,700	34,973
27,700	434,973

**NOTE No. "6"**

**LOANS**

Advances to Related Parties:

71,527,254	-
71,527,254	-

**NOTE No. "7"**

**CURRENT TAX ASSETS**

Income Tax Deducted at Source

2,000,000	-
2,000,000	-

**NOTE No. "8"**

**SHARE CAPITAL**

	31st March, 2018		31st March, 2017	
	Number	Rs.	Number	Rs.
<b>Authorised</b>				
Equity Shares of Rs. 10/- each	100,000	1,000,000	100,000	1,000,000
<b>Total</b>	100,000	1,000,000	100,000	1,000,000
	31st March, 2018		31st March, 2017	
	Number	Rs.	Number	Rs.
<b>Issued, Subscribed &amp; Fully Paid up</b>				
Equity Shares of Rs. 10/- each fully paid-up	50,000	500,000	50,000	500,000
<b>Total</b>	50,000	500,000	50,000	500,000

**Note 8.1 Reconciliation of the number of Equity shares outstanding**

Particulars	31st March, 2018		31st March, 2017	
	Number	Rs.	Number	Rs.
Equity Shares of Rs. 10/- each				
Shares outstanding at the beginning of the year	50,000	500,000	10,000	100,000
Shares issued during the year	-	-	40,000	400,000
Shares outstanding at the end of the year	50,000	500,000	50,000	500,000

**Note 8.2 The rights attached to equity shares**

Each Equity shareholder holding equity shares of Rs. 10/- each is eligible for one vote per share and is entitled for dividend.

**Note 8.3 The shares held by the holding company**

Name of the shareholder	31st March, 2018		31st March, 2017	
	Number of shares held		Number of shares held	
Equity Shares of Rs. 10/- each				
Jaiprakash Associates Limited, the holding company	50,000		40,000	

**Note 8.4 The shares held by the shareholders more than 5% of the aggregate shares in the company.**

Name of the shareholder	31st March, 2018		31st March, 2017	
	No. of shares held	% of holding	No. of shares held	% of holding
Equity Shares of Rs. 10/- each				
Jaiprakash Associates Limited (inclusive of shares held by nominee shareholders)	50,000	100.00	40,000.00	80.00
Shri Sunil Kimar Sharma	-	-	3,400	6.80
Shri Sunny Gaur	-	-	3,300	6.60
Shri Suren Jain	-	-	3,300	6.60
	50,000	100.00	50,000	100.00

**Note 8.5 Other clauses of Share Capital are not applicable to the company.**

**NOTE No. "9"**

**OTHER EQUITY**

Reserve and Surplus

Surplus

Opening Balance

Profit / ( Loss ) for the year

(3,120,082)	(93,639)
(301,344,970)	(3,026,443)
(304,465,052)	(3,120,082)



	As at 31st March, 2018	(in Rupees) As at 31st March, 2017
<b>NOTE No. "10"</b>		
<b>BORROWINGS</b>		
Term Loan from Bank / Other	5,640,000,000	5,880,000,000
	<u>5,640,000,000</u>	<u>5,880,000,000</u>

Term Loan Rs. 600 Crore sanctioned by Yes Bank, assigned in favour of Suraksha Asset Reconstruction Company Limited vide deed of assignment dated 27.12.2017, repayable in 28 structured quarterly installments commencing from 31.12.2017 together with interest, liquidated damages, additional interest, costs, charges, expenses and other monies payable under the Facility Agreement is secured / to be secured by exclusive mortgage over non-core area land admeasuring 29.32 acre, first exclusive charge over the entire fixed assets and current assets, both present and future and pledge of 30% shares & non-disposable undertaking for balance 70% shares of the company held by Jaiprakash Associates Limited, the holding company.

**NOTE No. "11"**  
**OTHER FINANCIAL LIABILITIES**

Current maturities of Long term Debt		
Term Loan from Bank	360,000,000	120,000,000
Interest Accrued and due	314,672,967	2,958,904
Other Payables - Related Parties	2,788,320	39,204
	<u>677,461,287</u>	<u>122,998,108</u>

**NOTE No. "12"**  
**OTHER CURRENT LIABILITIES**

TDS Payable	60,002,500	-
Expenses Payable	56,220	56,947
	<u>60,058,720</u>	<u>56,947</u>

**NOTE No. "13"**  
**OTHER INCOME**

	2017-18	2016-17
Amounts Forfeited	245,600,000	-
	<u>245,600,000</u>	<u>-</u>

**NOTE No. "14"**

The accumulated losses of the company as at 31st March, 2018 amounting to Rs. 304,465,052/-, as per financial statements prepared on going concern basis are more than the issued and paid up share capital of Rs. 500,000/- of the company and thus eroded the net worth of company to negative. The company's ability to continue as a going concern is dependent upon the financial support of the Holding Company.

**NOTE No. "15"**  
**FINANCE COSTS**

Interest on Term Loan		
Bank	232,213,841	2,958,904
Others		
Interest Others	314,673,080	-
	<u>546,886,921</u>	<u>2,958,904</u>

**NOTE No. "16"**  
**OTHER EXPENSES**

Consultancy and Professional Fee	9,010	16,250
Rates & Taxes	16,620	20,000
Audit Fee	29,500	28,750
Bank Charges	216	649
Miscellaneous	2,703	1,890
	<u>58,049</u>	<u>67,539</u>

**NOTE No. "17"**

As per the information available with the Company, the Company has no dues to any supplier as on 31st March, 2018 & 31st March, 2017 under the Micro, Small and Medium Enterprise Development Act, 2006 in terms of Notification No. G.S.R. (E) dated 4th September, 2015 issued by the Department of Company Affairs.


**NOTE No. "18"**

**Provision for Gratuity, Leave Encashment and Provident Fund:**

Since there are no employees, Provident Fund, Gratuity and Leave encashment not applicable during the year.

**NOTE No. "19"**

Contingent liability: Nil



Note No. "20"

Related Parties Disclosures, as required in terms of 'Indian Accounting Standard [IND AS] 24' are given below:

(I) **Relationships:**

(a) **Holding Company:**

Jaiprakash Associates Limited

(b) **Fellow Subsidiary Companies (including their subsidiaries):**

- (i) Jaypee Infratech Limited.
- (ii) Jaypee Cement Corporation Limited.
- (iii) Jaypee Fertilizers & Industries Limited.
- (iv) Jaypee Agra Vikas Limited
- (v) Jaypee Ganga Infrastructure Corporation Limited.
- (vi) Jaypee Assam Cement Limited
- (vii) Bhilai Jaypee Cement Limited.
- (viii) Gujarat Jaypee Cement & Infrastructure Limited.
- (ix) Himalayan Expressway Limited.
- (x) Jaypee Infrastructure Development Limited
- (xi) Himalayaputra Aviation Limited
- (xii) Jaypee Healthcare Limited (subsidiary of Jaypee Infratech Limited)
- (xiii) Jaiprakash Agri Initiatives Company Limited (subsidiary of Jaypee Cement Corporation Limited)
- (xiv) Jaypee Cement Hockey (India) Limited
- (xv) Jaypee Uttar Bharat Vikas Private Limited.(w.e.f. 26.07.2017)
- (xvi) Kanpur Fertilizers & Cement Limited.(w.e.f. 26.07.2017)

(c) **Associate Companies:**

- (i) Jaypee Infra Ventures (A private company with unlimited liability)
- (ii) JIL Information Technology Limited (subsidiary of Jaypee Infra Ventures).
- (iii) Jaypee Development Corporation Limited (subsidiary of Jaypee Infra Ventures).
- (iv) Indesign Enterprises Private Limited (subsidiary of Jaypee Infra Ventures)
- (v) Jaypee International Logistics Company Private Limited (subsidiary of Jaypee Infra Ventures).
- (vi) Andhra Cements Limited. (subsidiary of Jaypee Development Corporation Limited).
- (vii) Tiger Hills Holiday Resort Private Limited (subsidiary of Jaypee Development Corporation Limited).
- (viii) Gaur & Nagi Limited (subsidiary of JIL Information Technology Limited).
- (ix) Ibonshourne Limited (subsidiary of Indesign Enterprises Private Limited)
- (x) RPJ Minerals Private Limited
- (xi) Sarveshwari Stone Products Private Limited (subsidiary of RPJ Minerals Private Limited).
- (xii) Rock Solid Cement Limited (subsidiary of RPJ Minerals Private Limited).
- (xiii) Madhya Pradesh Jaypee Minerals Limited.
- (xiv) MP Jaypee Coal Limited.
- (xv) MP Jaypee Coal Fields Limited.
- (xvi) Sonebhadra Minerals Private Limited.
- (xvii) JC World Hospitality Private Limited
- (xviii) Jaiprakash Exports Private. Limited
- (xix) JC Wealth & Investment Private Limited
- (xx) C K World Hospitality Private Limited
- (xxi) Librans Venture Private Limited
- (xxii) Librans Real Estate Private Limited
- (xxiii) Jaypee Hotels Limited
- (xxiv) Ceekay Estates Private Limited
- (xxv) Bhumi Estate Developers Private Limited
- (xxvi) Jaypee Technical Consultants Private Limited
- (xxvii) Think Different Enterprises Private Limited
- (xxviii) Samvridhi Advisors LLP

↓  
uf



- (xxix) Kram Infracon Private Limited
- (xxx) Jaypee Jan Sewa Sansthan ['Not for Profit' Private Limited Company]
- (xxxi) First Light Estates Private Limited
- (xxxii) Jaiprakash Power Ventures Limited
- (xxxiii) Jaypee Powergrid Limited (A subsidiary of Jaiprakash Power Ventures Limited)
- (xxxiv) Jaypee Arunachal Power Limited (A subsidiary of Jaiprakash Power Ventures Limited)
- (xxxv) Sangam Power Generation Company Limited (A subsidiary of Jaiprakash Power Ventures Limited)
- (xxxvi) Jaypee Meghalaya Power Limited (A subsidiary of Jaiprakash Power Ventures Limited)
- (xxxvii) Bina Power Supply Limited (A subsidiary of Jaiprakash Power Ventures Limited)
- (xxxviii) Prayagraj Power Generation Company Limited (upto 17.12.2017)
- (xxxix) Sparton Growth Fund Private Limited
- (xxxx) Jaypee Uttar Bharat Vikas Private Limited.(upto 25.07.2017)
- (xxxxi) Kanpur Fertilizers & Cement Limited.(upto 25.07.2017)

Note: Related party relationships are as identified by the company and relied upon by the Auditors.


Transactions carried out with related parties referred to above in ordinary course of business

(II) Transactions carried out with related parties referred to above:

(In Rs.)

Nature of Transactions	Referred in (a) above	Referred in (b) above
Receipts		
Share Capital	- (400,000)	- -
Payments		
Others	60,000,000 (6,000,000,000)	- -
Outstanding		
Receivable / Payable	57,211,680 (39,204)	11,527,254 -

Previous year figures are given in brackets.



↓ 4/8

## Financial Instruments and Risk Management

Note No. "21"

### FAIR VALUE MEASUREMENT

#### (i) Financial instruments by category

(in Rupees)

	As at 31st March, 2018		As at 31st March, 2017	
	FVTPL	Amortised Cost	FVTPL	Amortised Cost
<b>Financial Assets</b>				
Loans	-	-	-	6,000,000,000
Cash and Cash Equivalents	-	27,700	-	434,973
<b>Total Financial Assets</b>	-	27,700	-	6,000,434,973
<b>Financial Liabilities</b>				
Borrowings	-	6,000,000,000	-	6,000,000,000
Other Financial Liabilities	-	317,461,287	-	2,998,108
<b>Total Financial Liabilities</b>	-	6,317,461,287	-	6,002,998,108

#### Fair value hierarchy

The fair value hierarchy of assets and liabilities measured at fair value as on 31st March 2018: **Not Applicable**

Note No. "22"

### FINANCIAL RISK MANAGEMENT

The Company's activities expose it to market risk, liquidity risk and credit risk. The Company's focus is to foresee the unpredictability of financial markets and seek to minimize potential adverse effects on its financial performance.

#### (A) Credit Risk

Credit risk refers to the risk of default on its obligation by the counterparty resulting in a financial loss. The Company's exposure to credit risk is influenced mainly by the individual characteristic of each customer and the concentration of risk from the top few customers.

#### Credit risk management

Credit risk refers to the risk of default on its obligation by the counterparty resulting in a financial loss. Trade receivables, Loans and Other receivables are typically unsecured. Credit risk has always been managed by the Company through credit approvals, establishing credit limits and continuously monitoring the creditworthiness of customers to which the Company grants credit terms in the normal course of business. On account of the adoption of Ind AS 109, the Company uses ECL model to assess the impairment loss or gain. The Company uses a provision matrix to compute the ECL allowance for trade receivables and unbilled revenues. The provision matrix takes into account available external and internal credit risk factors such as credit ratings from credit rating agencies and the Company's historical experience for customers.

#### Credit risk exposure

The allowance for life time ECL on trade receivables and other receivables for the year ended 31st March, 2018 and for the year ended 31st March, 2017: **NIL**

Credit risk on cash and cash equivalents and bank balances is limited as the Company generally invest in deposits with bank.

#### (B) Liquidity Risk

Liquidity risk is the risk that the Company will face in meeting its obligations associated with its financial liabilities. Prudent liquidity risk management implies maintaining sufficient cash and marketable securities and the availability of funding through an adequate amount of committed credit facilities to meet obligations when due.

#### (i) Liquidity risk management

The Company's objective is to maintain a balance between continuity of funding and flexibility through the use of bank overdrafts, bank loans, debentures, bonds and finance lease. The Company assessed the concentration of risk with respect to refinancing its debt and concluded it to be low. The Company has access to a sufficient variety of sources of funding and debt maturing within 12 months can be rolled over with existing lenders.

↓  
47





The Company regularly monitors the rolling forecasts to ensure it has sufficient cash on an on-going basis to meet operational needs. Any short term surplus cash generated, over and above the amount required for working capital management and other operational requirements, is retained as cash and cash equivalents (to the extent required) and any excess is invested in interest bearing term deposits and other highly marketable debt investments with appropriate maturities to optimise the cash returns on investments while ensuring sufficient liquidity to meet its liabilities.

## (ii) Maturity of financial liabilities

The detail of contractual maturities of significant financial liabilities as on 31st March 2018 are as follows:

Particulars	(in Rupees)		
	Less Than One Year	More than One Years	Total
Borrowings	360,000,000	5,640,000,000	6,000,000,000
<b>Total financial liabilities</b>	<b>360,000,000</b>	<b>5,640,000,000</b>	<b>6,000,000,000</b>

The detail of contractual maturities of significant financial liabilities as on 31st March 2017 are as follows:

Particulars	(in Rupees)		
	Less Than One Year	More than One Years	Total
Borrowings	120,000,000	5,880,000,000	6,000,000,000
<b>Total financial liabilities</b>	<b>120,000,000</b>	<b>5,880,000,000</b>	<b>6,000,000,000</b>

## (C) Market Risk

The risk that the fair value or future cash flows of a financial instrument will fluctuate because of changes in market prices. Market risk comprises three types of risk: currency risk, interest rate risk and other price risk.

### (i) Foreign Currency Risk

The risk that the fair value or future cash flows of a financial instrument will fluctuate because of changes in foreign exchange rates. The company is not exposed to foreign exchange risk arising from foreign currency borrowings. Foreign currency risk arises from future commercial transactions and recognised assets and liabilities denominated in a currency that is not the Company's functional currency (INR). The risk is managed through a forecast of highly probable foreign currency cash flows.

### Foreign Currency Risk Management

The Company's risk management team is responsible to frame, implement and monitor the risk management plan of the Company. The committee carry out risk assessment with regard to foreign exchange variances and suggests risk minimization procedures and implement the same.

### Foreign Currency Risk Exposure

Foreign Currency Exposure as on 31.03.2018: **NIL**

The Company does not have any long term contracts including derivative contracts for which there are any material foreseeable losses as at 31st March 2018.

The Company's exposure to foreign currency risk at the end of the reporting period expressed in Rs: **NIL**

### Sensitivity Analysis

The sensitivity of profit or loss to changes in the exchange rates from foreign currency denominated financial instruments - **Not Applicable**

## (II) Interest Rate Risk

The Company's main interest rate risk arises from long term borrowings with variable rates, which expose the Company to cash flow interest rate risk. The Company's fixed rate borrowings are carried to amortised cost. They are therefore not subject to interest rate risk as defined in IND AS 107, since neither the carrying amount nor the future cash flows will fluctuate because of a change in market interest rate.

### Interest Rate Risk Management

The Company's risk management team ensures all the current and future material risk exposures are identified, assessed, quantified, appropriately mitigated, minimised, managed and critical risks when impact the achievement of the Company's objective or threatens its existence are periodically reviewed.

Handwritten initials and a signature.



### (iii) Price Risk

The price risk for the company is risk that the fair value or future cash flows of a financial instrument will fluctuate because of changes in market prices.

#### Price Risk Management

To manage its price risk arising from investments, the Company diversifies its portfolios. Diversification of the portfolio is done in accordance with the limits set by the Company.

#### Price risk exposure

The Company's exposure to price risk arises from investments held by the Company and classified in the balance sheet as fair value through profit or loss.

#### Note No. "23"

#### CAPITAL MANAGEMENT

For the purpose of the Company's capital management, capital includes issued equity capital, share premium and all other equity reserves attributable to the equity holders. The objective of the company's capital management is to safeguard their ability to continue as a going concern, so that they can continue to provide returns for shareholders and benefits other stakeholders and maintain an optimal capital structure to reduce the cost of capital. The company manages its capital structure and makes adjustments in light of changes in economic conditions and the requirements of the financial covenants. The company monitors capital structure using gearing ratio, which is net debt divided by total equity plus net debt. The company includes within net debt, interest bearing loans and borrowings, trade and other payables, less cash and cash equivalents, excluding discontinued operations.

Particulars	(in Rupees)	
	31.03.2018	31.03.2017
Borrowings	6,000,000,000	6,000,000,000
Other financial liabilities	317,461,287	2,998,108
	6,317,461,287	6,002,998,108
Less: Cash and cash equivalents	(27,700)	(434,973)
(a) Net debt	6,317,433,587	6,002,563,135
Total Equity	(303,965,052)	(2,620,082)
(b) Total equity plus net debt	6,013,468,535	5,999,943,053
Gearing ratio (a/b)	105%	100%



Handwritten initials and a checkmark.

Note No. "24" Earnings Per Equity Share (EPS) in accordance with Accounting Standards (IND AS - 33)	2017-18	2016-17
Net Profit / (Loss) after tax for the year	(301,344,970)	(3,026,443)
Weighted average number of equity shares for earning per share computation		
Number of equity shares at the beginning of the year	50,000	10,000
Number of equity shares allotted during the year	-	40,000
Weighted average number of equity shares allotted during the year	-	877
Weighted average number of equity shares at the end of the year	50,000	10,877
Earnings per Equity share		
Basic (In Rs.)	(6,027)	(278)
Diluted (In Rs.)	(6,027)	(278)

**Note No. "25"**

Figures for the previous year have been regrouped/ recast / rearranged wherever considered necessary.

**Note No. "26"**

All the figures have been rounded off to the nearest rupee.

As per our report of even date attached to the Financial Statements

For and on behalf of the Board

For R. Nagpal Associates  
Chartered Accountants  
Firm Regn. No. 002626N

*Joseph S Quadros*

Joseph S Quadros  
Partner  
M. No. 089181



Place: Noida  
Date: 30th April, 2018

*Gaurav Jain*

Gaurav Jain  
Director  
DIN: 01102024

*Suren Jain*

Suren Jain  
Director  
DIN 00011026

Registered office: Sector, 128, Noida - 201304

**Yamuna Expressway Tolling Limited**  
(Formerly Jaypee Mining Ventures Private Limited)

**Cash Flow Statement for the year ended 31st March, 2018**

(In Rupees)

	31st March, 2018 (Rs.)	31st March, 2017 (Rs.)
<b>A CASH FLOW FROM OPERATING ACTIVITIES:</b>		
Net profit / (Loss) before tax as per statement of Profit and Loss	(301,344,970)	(3,026,443)
<b>Add Back:</b>		
Finance Costs	546,886,921	2,958,904
<b>Operating profit before working capital changes</b>	<b>245,541,951</b>	<b>(67,539)</b>
(Increase) /Decrease in Long term loans and advances	6,000,000,000	(6,000,000,000)
Increase in other financial liabilities	554,463,179	122,998,108
Increase in other current liabilities	60,001,773	28,750
(Increase) /Decrease in Inventories	(6,000,000,000)	-
(Increase) /Decrease in short term loans and advances	(71,527,254)	-
(Increase) /Decrease in current tax assets	(2,000,000)	-
<b>Net cash flow from operating activities</b>	<b>786,479,649</b>	<b>(5,877,040,681)</b>
<b>B CASH FLOW FROM INVESTING ACTIVITIES :</b>		
Net cash used in investing activities	-	-
<b>C CASH FLOW FROM FINANCING ACTIVITIES :</b>		
Proceeds from issue of share capital	-	400,000
Increase in borrowings	(240,000,000)	5,880,000,000
Finance Costs	(546,886,921)	(2,958,904)
<b>Net cash flow from financing activities</b>	<b>(786,886,921)</b>	<b>5,877,441,096</b>
<b>Net Increase/ (Decrease) in cash and cash equivalents (A+B+C)</b>	<b>(407,272)</b>	<b>400,415</b>
Cash and cash equivalents at the beginning of the year (Opening Balance)	434,973	34,558
Cash and cash equivalents at the end of the year (Closing Balance)	<b>27,700</b>	<b>434,973</b>
	<b>(407,272)</b>	<b>400,415</b>

As per our report of even date attached to the Financial Statements

For and on behalf of the Board

For R Nagpal Associates  
Chartered Accountants  
Firm Regn. No. 002626N

*J. S. Quadros*  
Joseph S Quadros  
Partner  
M. No. 089181



*Gaurav Jain*

Gaurav Jain  
Director  
DIN: 01102024

*Suren Jain*

Suren Jain  
Director  
DIN 00011026

Place: Noida  
Date: 30th April, 2018

Registered office: Sector, 128, Noida - 201304

**Yamuna Expressway Tolling Limited**  
(Formerly Jaypee Mining Ventures Private Limited)

**Statement of Changes in Equity for the year ended 31st March, 2018**

**A. Equity Share Capital**

Particulars	No. of Shares	Amount (in Rs.)
As at 1st April, 2016	10,000	100,000
Changes in the Equity Share Capital during the year	40,000	400,000
<b>As at 1st April, 2017</b>	<b>50,000</b>	<b>500,000</b>
Changes in the Equity Share Capital during the year	-	-
<b>As at 31st March, 2018</b>	<b>50,000</b>	<b>500,000</b>

**B. Other Equity**


(in Rupees)

Particulars	Reserves and surplus	Other items of other comprehensive income	Total
	Retained earnings		
Balance at the beginning of the year 01.04.2016	(93,639)	-	(93,639)
Total comprehensive income/(loss) for the year	(3,026,443)	-	(3,026,443)
<b>Balance at the beginning of the year 01.04.2017</b>	<b>(3,120,082)</b>	<b>-</b>	<b>(3,120,082)</b>
Total comprehensive income/(loss) for the year	(301,344,970)	-	(301,344,970)
<b>Balance at the end of year 31.03.2018</b>	<b>(304,465,052)</b>	<b>-</b>	<b>(304,465,052)</b>

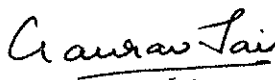
As per our report attached.


For R. Nagpal Associates  
Chartered Accountants  
Firm Regn. No. 002626N

For and on behalf of the Board

  
Joseph S Quadros  
Partner  
M. No. 089181



  
Gaurav Jain  
Director  
DIN: 01102024

  
Suren Jain  
Director  
DIN 00011026

Place: Noida  
Date: 30th April, 2018

Registered office: Sector, 128, Noida - 201304