

Jaypee Infrastructure Development Limited
(Formerly Jaypee Cement Cricket (India) Limited)

Balance sheet as at 31st March, 2017

	NOTE No.	As at 31st March, 2017	As at 31st March, 2016	(In Rupees)	As at 1st April, 2015
ASSETS					
1 NON-CURRENT ASSETS					
(a) Property, Plant and Equipment		-	-		-
(b) Capital Work-in-Progress		-	-		-
(c) Other Intangible Assets		-	-		-
(d) Intangible Assets under Development		-	-		-
(e) Financial Assets		-	-		-
(i) Investments		-	-		-
(ii) Trade Receivables		-	-		-
(iii) Loans		-	-		-
(iv) Other financial assets		-	-		-
(f) Other Non-Current Assets		-	-		-
TOTAL		-	-		-
2 CURRENT ASSETS					
(a) Inventories		-	-		-
(b) Financial Assets		-	-		-
(i) Investments		-	-		-
(ii) Trade Receivables		-	-		-
(iii) Cash and Cash Equivalents	3	384,151	448,871		472,545
(iv) Loans		-	-		-
(v) Other financial assets		-	-		-
(c) Current Tax Assets (Net)		-	-		-
(d) Other Current Assets		-	-		-
TOTAL		384,151	448,871		472,545
TOTAL ASSETS		384,151	448,871		472,545
EQUITY AND LIABILITIES					
1 EQUITY					
(a) Equity Share Capital	4	500,000	500,000		500,000
(b) Other Equity	5	(5,284,957)	(5,227,515)		(5,190,575)
TOTAL		(4,784,957)	(4,727,515)		(4,690,575)
2 NON-CURRENT LIABILITIES					
(a) Financial Liabilities		-	-		-
(i) Borrowings		-	-		-
(ii) Trade Payables		-	-		-
(iii) Other Financial Liabilities		-	-		-
(b) Provisions		-	-		-
(c) Deferred Tax Liabilities (Net)		-	-		-
(d) Other Non-Current Liabilities		-	-		-
TOTAL		-	-		-
3 CURRENT LIABILITIES					
(a) Financial Liabilities		-	-		-
(i) Borrowings		-	-		-
(ii) Trade Payables		-	-		-
(iii) Other Financial Liabilities		-	-		-
(b) Other Current Liabilities	6	5,169,108	5,176,386		5,163,120
(c) Provisions		-	-		-
TOTAL		5,169,108	5,176,386		5,163,120
TOTAL EQUITY AND LIABILITIES		384,151	448,871		472,545

Summary of significant Accounting Policies. 1
The Note nos. 1 to 17 are integral part of the Financial Statements

As per our report of even date attached to the Financial Statements

For R Nagpal Associates
Chartered Accountants
Firm Regn. No. 002626M

Ravinder Nagpal
Partner
M.No 081594



For and on behalf of the Board

S.K. Sharma
Sunil Kumar Sharma
Director
DIN: 00008125

Mok Gaur
Director
DIN: 00112520

Place: Noida
Dated: 25th May, 2017

Jaypee Infrastructure Development Limited
(Formerly Jaypee Cement Cricket (India) Limited)


Statement of Profit and Loss for the year ended 31st March, 2017

	NOTE No.	2016-17	(In Rupees) 2015-16
INCOME			
Revenue from Operations		-	-
Other Income		-	-
TOTAL INCOME		<u>-</u>	<u>-</u>
EXPENSES			
Other Expenses	7	57,442	36,940
Total Expenses		<u>57,442</u>	<u>36,940</u>
Profit/ (Loss) before exceptional and extra-ordinary items and tax		<u>(57,442)</u>	<u>(36,940)</u>
Exceptional items		-	-
Profit/ (Loss) before extra-ordinary items and tax		<u>(57,442)</u>	<u>(36,940)</u>
Extra-ordinary Items		-	-
Profit/ (Loss) before tax		<u>(57,442)</u>	<u>(36,940)</u>
Tax expense			
Current tax		-	-
Deferred tax		-	-
Profit/ (Loss) for the year		<u>(57,442)</u>	<u>(36,940)</u>
Other Comprehensive Income		-	-
Total Comprehensive Income for the year		<u>(57,442)</u>	<u>(36,940)</u>

Summary of significant Accounting Policies. 1
The Note nos. 1 to 17 are integral part of the Financial Statements

As per our report of even date attached to the Financial Statements

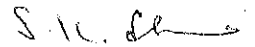
For R Nagpal Associates
Chartered Accountants
Firm Regn. No. 002626N


Ravinder Nagpal
Partner
M.No. 081594



Place: Noida
Dated: 25th May, 2017

For and on behalf of the Board



Sunil Kumar Sharma
Director
DIN: 00008125


Alok Gaur
Director
DIN: 00112520

NOTES TO THE FINANCIAL STATEMENTS FOR THE PERIOD ENDED 31st MARCH, 2017

Note No. "1" Corporate Information

The Company was incorporated on 20th October, 2012, as a wholly owned subsidiary of Jaypee Sports International Limited, amalgamated with Jaiprakash Associates Limited w.e.f. 01.04.2014 to undertake the business of Cricket Sport. It obtained the certificate of commencement of business on 23rd October, 2012

Name of the company has been changed as Jaypee Infrastructure Development Limited w.e.f. 21st February, 2017 and Objects Clause of the Company has been altered to undertake business of Development of Infrastructure etc

Note No. "2" Significant Accounting Policies

a. Basis of Preparation of financial statements

The financial statements are prepared in accordance with Indian Accounting Standards (Ind AS) under the historical cost convention on the accrual basis except for certain financial instruments which are measured at fair value, the provisions of the Companies Act, 2013 ('Act') (to the extent notified). The Ind AS are prescribed under Section 133 of the Act read with Rule 3 of the Companies (Indian Accounting Standards) Rules, 2015 and Companies (Indian Accounting Standards) Amendment Rules, 2016.

The Company has adopted all the Ind AS standards and the adoption was carried out in accordance with Ind AS 101, *first time adoption of Indian Accounting Standards*. The transition was carried out from Indian Accounting Principles generally accepted in India as prescribed under Section 133 of the Act, read with Rule 7 of the Companies (Accounts) Rules, 2014 (IGAAP), which was the previous GAAP. There were no effect of the transition in the financial statement. Accounting policies have been consistently followed by the company.

b. Revenue Recognition

Revenue is recognised to the extent that it is probable that the economic benefits will flow to the Company and the revenue can be reliably measured, regardless of when the payment is being made.

Revenue is measured at the fair value of the consideration received or receivable, taking into account contractually defined terms of payment and excluding taxes or duties collected on behalf of the Government.


Revenue includes excise duty, as excise duty flows to the company on its own account but excludes sales tax/ value added tax (VAT) which is received by the Company on behalf of the Government.

Rendering of services

Revenue from rendering of services is recognised by reference to the stage of completion. When the contract outcome cannot be measured reliably, revenue is recognised only to the extent that the expenses incurred are eligible to be recovered.

Interest Income

For all debt instruments measured either at amortised cost or at fair value through other comprehensive income, interest income is recorded using the effective interest rate (EIR). EIR is the rate that exactly discounts the estimated future cash payments or receipts over the expected life of the financial instrument or a shorter period, where appropriate, to the gross carrying amount of the financial asset or to the amortised cost of a financial liability. When calculating the effective interest rate, the Company estimates the expected cash flows by considering all the contractual terms of the financial instrument (for example, prepayment, extension, call and similar options) but does not consider the expected credit losses. Interest income is included in Other income in the statement of profit and loss.



Dividend

Revenue is recognised when the Company's right to receive the payment is established, which is generally when shareholders approve the dividend.

Insurance Claim

Claims lodged with the insurance companies are accounted for on accrual basis to the extent these are measurable and ultimate collection is reasonably certain.

c. Property, Plant and Equipment

Property, plant and equipment are stated at cost [i.e., cost of acquisition or construction inclusive of freight, erection and commissioning charges, non-refundable duties and taxes, expenditure during construction period, borrowing costs (in case of a qualifying asset) up to the date of acquisition/installation], net of accumulated depreciation and accumulated impairment losses, if any.

Capital work in progress, plant and equipment is stated at cost, net of accumulated depreciation and accumulated impairment losses, if any. Such cost includes the cost of replacing part of the plant and equipment and borrowing costs for long-term construction projects if the recognition criteria are met. When significant parts of plant and equipment are required to be replaced at intervals, the Company depreciates them separately based on their specific useful lives. Likewise, when a major inspection is performed, its cost is recognised in the carrying amount of the plant and equipment as a replacement if the recognition criteria are satisfied. All other repair and maintenance costs are recognised in profit or loss as incurred. The present value of the expected cost for the decommissioning of an asset after its use is included in the cost of the respective asset when the recognition criteria for a provision are met.

Depreciation on fixed assets is calculated on a straight-line basis over the estimated useful lives of the assets as prescribed in Schedule II to the Companies Act, 2013.

Freehold land is not depreciated.

Leasehold Land

Leasehold lands are amortised over the period of lease. Buildings constructed on leasehold land are depreciated based on the useful life specified in Schedule II to the Companies Act, 2013

Assets held under finance leases are depreciated over their expected useful lives on the same basis as owned assets. However, when there is no reasonable certainty that ownership will be obtained by the end of the lease term, assets are depreciated over the shorter of the lease term and their useful lives. The residual values, useful lives and methods of depreciation of property, plant and equipment are reviewed at each financial year end and adjusted prospectively, if appropriate.

An item of property, plant and equipment and any significant part initially recognised is derecognised upon disposal or when no future economic benefits are expected from its use or disposal. Any gain or loss arising on de-recognition of the asset (calculated as the difference between the net disposal proceeds and the carrying amount of the asset) is recognised in profit or loss when the asset is derecognised.

d. Foreign Exchange Transactions

Functional Currency

The Company's financial statements are presented in Rupee, which is the company's functional currency.

Transactions and balances

Transactions in foreign currencies are initially recorded by the Company at functional currency spot rates at the date the transaction first qualifies for recognition. However, for practical reasons, the Company uses an average rate if the average approximates the actual rate at the date of the transaction.

Monetary assets and liabilities denominated in foreign currencies are translated at the functional currency spot rates of exchange at the reporting date.

Non-monetary items that are measured in terms of historical cost in a foreign currency are translated using the exchange rates at the dates of the initial transactions. Non-monetary items measured at fair value in a foreign currency are translated using the exchange rates at the date when the fair value is determined. The gain or loss arising on translation of non-monetary items measured at fair value is treated in line with the recognition of the gain or loss on the change in fair value of the item (i.e., translation differences on items whose fair value gain or loss is recognised in other comprehensive income (OCI) or profit or loss are also recognised in OCI or profit or loss, respectively).

e. Borrowing costs

Borrowing costs directly attributable to the acquisition, construction or production of qualifying asset, that necessarily takes a substantial period of time to get ready for its intended use or sale, are capitalised as part of the cost of the asset. The borrowing cost cease to be capitalised when the assets are substantially ready for their intended use or sale.

Investment income earned on the temporary investment of specific borrowings pending their expenditure on qualifying assets is deducted from the borrowing costs eligible for capitalisation.

All other borrowing costs are expensed in the period in which they occur

Borrowing costs consist of interest and other costs that an entity incurs in connection with the borrowing of funds. Borrowing cost also includes finance charges in respect of finance lease and exchange differences arising from foreign currency borrowing to the extent regarded as an adjustment to the interest costs.

f. Employee benefits

The undiscounted amount of short-term employee benefits i.e. wages and salaries, bonus, incentive, annual leave and sick leave etc. expected to be paid in exchange for the service rendered by employees are recognized as an expense except in so far as employment costs may be included within the cost of an asset during the period when the employee renders the services.

Retirement benefit in the form of provident fund and pension contribution is a defined contribution scheme, and is recognized as an expense except in so far as employment costs may be included within the cost of an asset

Gratuity and leave encashment is a defined benefit obligation. The liability is provided for on the basis of actuarial valuation made at the end of each financial year. The actuarial valuation is done as per Projected Unit Credit method.

Remeasurements, comprising of actuarial gains and losses, the effect of the asset ceiling, excluding amounts included in net interest on the net defined benefit liability and the return on plan assets (excluding amounts included in net interest on the net defined benefit liability), are recognised immediately in the balance sheet with a corresponding debit or credit to profit or loss through Other Comprehensive Income (OCI) in the period in which they occur. Remeasurements are not reclassified to profit or loss in subsequent periods.

g. Provisions

General

Provisions are recognised when the Company has a present obligation (legal or constructive) as a result of past events and it is probable that an outflow of resources embodying economic benefits will be required to settle the obligation and a reliable estimate can be made of the amount of the obligation. Provisions are reviewed at the end of each reporting period and adjusted to reflect the current best estimate. When the Company expects some or all of a provision to be reimbursed (like under an insurance contract, indemnity clauses or suppliers' warranties) and the Company is solely liable to pay the liability, the reimbursement is recognised as a separate asset. The expense relating to a provision is presented in the statement of profit and loss net of any reimbursement if the Company is not solely liable to pay the liability. The reimbursement of provision is only recognized when it is virtually certain that the company will receive the reimbursement.



If the effect of the time value of money is material, provisions are discounted using a current pre-tax rate that reflects current market assessments of the time value of money and the risks specific to the liability. When discounting is used, the increase in the provision due to the passage of time is recognised as a finance cost.

Contingent liability is disclosed in the case of

- i. a present obligation arising from past events, when no reliable estimate is possible;
- ii. a possible obligation arising from past events, unless the probability of outflow of resources is remote.

Commitments include the amount of purchase order (net of advances) issued to parties for completion of assets.

Contingent assets

Contingent assets are disclosed in the financial statements only when the inflow of economic benefits is probable.

Contingent liabilities, contingent assets and commitments are reviewed at each balance sheet date.

h. Taxes on Income

Tax expense represents the sum of the current income tax and deferred tax.

Current income tax

Current income tax assets and liabilities are measured at the amount expected to be received from or paid to the taxation authorities. The tax rates and tax laws used to compute the amount are those that are enacted or substantively enacted, at the reporting date.

Company periodically evaluates positions taken in the tax returns with respect to situations in which applicable tax regulations are subject to interpretation and establishes provisions where appropriate.

Deferred tax

Deferred tax is recognised using the liability method on temporary differences between the tax bases of assets and liabilities and their carrying amounts for financial reporting purposes at the reporting date.

Deferred tax assets are recognised for all deductible temporary differences, the carry forward of unused tax credits and any unused tax losses. Deferred tax assets are recognised to the extent that it is probable that taxable profit will be available against which the deductible temporary differences, and the carry forward of unused tax credits and unused tax losses can be utilised


The carrying amount of deferred tax assets is reviewed at each reporting date and reduced to the extent that it is no longer probable that sufficient taxable profit will be available to allow all or part of the deferred tax asset to be utilised.

Deferred tax assets and liabilities are measured at the tax rates that are expected to apply in the year when the asset is realised or the liability is settled, based on tax rates (and tax laws) that have been enacted or substantively enacted at the reporting date.

Current and deferred tax are recognised in profit and loss, except when they relate to items that are recognised in other comprehensive income or directly in equity respectively.

i. Cash and cash equivalents

Cash and cash equivalent in the balance sheet comprise cash at banks and on hand and short-term deposits with an original maturity of three months or less, which are subject to an insignificant risk of changes in value.



For the purpose of the statement of cash flows, cash and cash equivalents consist of cash and short-term deposits, as defined above, net of outstanding bank overdrafts as they are considered an integral part of the Company's cash management.

j. Earnings per share

Basic earnings per equity share is computed by dividing net profit after tax by the weighted average number of equity shares outstanding during the year. Diluted earnings per equity share is computed by dividing adjusted net profit after tax by the aggregate of weighted average number of equity shares and dilutive potential equity shares during the year.

k. Fair value measurement

The Company measures financial instruments, such as, derivatives at fair value at each balance sheet date.

Fair value is the price that would be received to sell an asset or paid to transfer a liability in an orderly transaction between market participants at the measurement date. The fair value measurement is based on the presumption that the transaction to sell the asset or transfer the liability takes place either:

- i. In the principal market for the asset or liability, or
- ii. In the absence of a principal market, in the most advantageous market for the asset or liability

The principal or the most advantageous market must be accessible by the Company.

The fair value of an asset or a liability is measured using the assumptions that market participants would use when pricing the asset or liability, assuming that market participants act in their economic best interest.

A fair value measurement of a non-financial asset takes into account a market participant's ability to generate economic benefits by using the asset in its highest and best use or by selling it to another market participant that would use the asset in its highest and best use.

The Company uses valuation techniques that are appropriate in the circumstances and for which sufficient data are available to measure fair value, maximising the use of relevant observable inputs and minimising the use of unobservable inputs.

All assets and liabilities for which fair value is measured or disclosed in the financial statements are categorised within the fair value hierarchy, described as follows, based on the lowest level input that is significant to the fair value measurement as a whole:

- i. Level 1 — Quoted (unadjusted) market prices in active markets for identical assets or liabilities
- ii. Level 2 — Valuation techniques for which the lowest level input that is significant to the fair value measurement is directly or indirectly observable
- iii. Level 3 — Valuation techniques for which the lowest level input that is significant to the fair value measurement is unobservable

For assets and liabilities that are recognised in the financial statements at fair value on a recurring basis, the Company determines whether transfers have occurred between levels in the hierarchy by re-assessing categorisation (based on the lowest level input that is significant to the fair value measurement as a whole) at the end of each reporting period.




The Company determines the policies and procedures for both recurring fair value measurement, such as derivative instruments and unquoted financial assets measured at fair value, and for non-recurring measurement, such as assets held for distribution in discontinued operations. External valuers are involved for valuation of significant assets, such as properties and unquoted financial assets, and significant liabilities, such as contingent consideration. Selection criteria include market knowledge, reputation, independence and whether professional standards are maintained. At each reporting date, the Company analyses the movements in the values of assets and liabilities which are required to be remeasured or re-assessed as per the Company's accounting policies. For this analysis, the Company verifies the major inputs applied in the latest valuation by agreeing the information in the valuation computation to contracts and other relevant documents.

The Company, in conjunction with the Company's external valuers, also compares the change in the fair value of each asset and liability with relevant external sources to determine whether the change is reasonable.

For the purpose of fair value disclosures, the Company has determined classes of assets and liabilities on the basis of the nature, characteristics and risks of the asset or liability and the level of the fair value hierarchy as explained above.

I. Financial instruments

A financial instrument is any contract that gives rise to a financial asset of one entity and a financial liability or equity instrument of another entity.

Financial assets and liabilities are recognized when the company becomes a party to the contractual provisions of the instruments

Financial assets

Initial recognition and measurement

Financial instruments are initially measured at fair value including transaction costs unless they are classified at fair value through profit and loss, in which case the transaction costs are expensed immediately. Subsequent to initial recognition, these instruments are measured in accordance with their classification as set out below.

Subsequent measurement

Financial assets are classified in four categories:

i. Amortised cost, if the financial asset is held within a business model whose object is to hold financial assets in order to collect contractual cash flows and the contractual terms of the financial asset give rise on specific dates to cash flows that are solely payments of principal and interest on the principal amount outstanding,

ii. Fair value through other comprehensive income (FVOCI), if the financial asset is held within a business mode whose objective is achieved by both collecting contractual cash flows and selling financial assets and the contractual terms of the financial asset give rise on specified date to cash flows that are solely payment of principal and interest on the principal amount outstanding. Any interest income, impairment losses & reversals and foreign exchange gain or loss is recognised in Profit or loss,

iii. Fair value through other comprehensive income, if the financial assets is investment in an equity instrument within the scope of this standard, that is neither held for trading nor contingent consideration recognised by company in a business combination, for which the company make an irrevocable election to present subsequent changes in fair value in other comprehensive income. Any dividend is recognised in profit or loss, or

iv. Fair value through profit or loss (FVTPL)

De-recognition

A financial asset (or, where applicable, a part of a financial asset or part of a group of similar financial assets) is primarily de-recognised i.e. removed from the company's statement of financial position when:

- i. The rights to receive cash flows from the asset have expired, or
- ii. The Company has transferred its rights to receive cash flows from the asset or has assumed an obligation to pay the received cash flows in full without material delay to a third party under a 'pass-through' arrangement; and either (a) the Company has transferred substantially all the risks and rewards of the asset, or (b) the Company has neither transferred nor retained substantially all the risks and rewards of the asset, but has transferred control of the asset

On derecognising of a financial asset in its entirety, the difference between the assets's carrying amount and the sum of the consideration received or receivable and the cumulative gain or loss that had been recognised in other comprehensive income and accumulated in equity is recognised in profit or loss.

Impairment of financial assets

In accordance with Ind AS 109, the Company applies expected credit loss (ECL) model for measurement and recognition of impairment loss on the following financial assets and credit risk exposure:

- i. Financial assets that are debt instruments, and are measured at amortised cost, e.g., loans, debt securities, deposits, trade receivables and bank balance
- ii. Financial assets that are debt instruments and are measured as at Fair Value Through Other Comprehensive Income (FVTOCI)
- iii. Lease receivables under Ind AS 17
- iv. Trade receivables or any contractual right to receive cash or another financial asset that result from transactions that are within the scope of Ind AS 11 and Ind AS 18
- v. Loan commitments which are not measured as at FVTPL
- vi. Financial guarantee contracts which are not measured as at FVTPL

The Company follows 'simplified approach' for recognition of impairment loss allowance on:

- Trade receivables or contract revenue receivables; and
- All lease receivables resulting from transactions within the scope of Ind AS 17

The application of simplified approach does not require the Company to track changes in credit risk. Rather, it recognises impairment loss allowance based on lifetime expected credit losses (ECLs) at each reporting date, right from its initial recognition.

For recognition of impairment loss on other financial assets and risk exposure, the Company determines that whether there has been a significant increase in the credit risk since initial recognition. If credit risk has not increased significantly, 12-month ECL is used to provide for impairment loss. However, if credit risk has increased significantly, lifetime ECL is used. If, in a subsequent period, credit quality of the instrument improves such that there is no longer a significant increase in credit risk since initial recognition, then the entity reverts to recognising impairment loss allowance based on 12-month ECL.

ECL impairment loss allowance (or reversal) recognized during the period as income/ expense in the statement of profit and loss.

The balance sheet presentation for various financial instruments is described below:

Financial assets measured as at amortised cost, contractual revenue receivables and lease receivables: ECL is presented as an allowance, i.e., as an integral part of the measurement of those assets in the balance sheet. The allowance reduces the net carrying amount. Until the asset meets write-off criteria, the Company does not reduce impairment allowance from the gross carrying amount.

For assessing increase in credit risk and impairment loss, the Company combines financial instruments on the basis of shared credit risk characteristics with the objective of facilitating an analysis that is designed to enable significant increases in credit risk to be identified on a timely basis.

Financial liabilities

Initial recognition and measurement

All financial liabilities are recognised initially at fair value and in case of loan & borrowings and payable, net off directly attributable transaction cost.

The Company's financial liabilities include trade and other payables, loans and borrowings including bank overdrafts, financial guarantee contracts and derivative financial instruments.

Subsequent measurement

The measurement of financial liabilities depends on their classification, as described below:

Financial liabilities at fair value through profit or loss

Financial liabilities at fair value through profit or loss include financial liabilities held for trading and financial liabilities designated upon initial recognition as at fair value through profit or loss. Financial liabilities are classified as held for trading if they are incurred for the purpose of repurchasing in the near term. This category also includes derivative financial instruments entered into by the Company that are not designated as hedging instruments in hedge relationships as defined by Ind AS 109. Separated embedded derivatives are also classified as held for trading unless they are designated as effective hedging instruments.

Gains or losses on liabilities held for trading are recognised in the profit or loss.

Financial liabilities designated upon initial recognition at fair value through profit or loss are designated as such at the initial date of recognition, and only if the criteria in Ind AS 109 are satisfied. For liabilities designated as FVTPL, fair value gains/ losses attributable to changes in own credit risk are recognized in OCI. These gains/ loss are not subsequently transferred to P&L. However, the Company may transfer the cumulative gain or loss within equity. All other changes in fair value of such liability are recognised in the statement of profit or loss.

Loans and borrowings

After initial recognition, interest-bearing loans and borrowings are subsequently measured at amortised cost using the Effective Interest Rate (EIR) method. Gains and losses are recognised in profit or loss when the liabilities are derecognised as well as through the EIR amortisation process.



Amortised cost is calculated by taking into account any discount or premium on acquisition and fees or costs that are an integral part of the EIR. The EIR amortisation is included as finance costs in the statement of profit and loss.

Derecognition

A financial liability is derecognised when the obligation under the liability is discharged or cancelled or expires. When an existing financial liability is replaced by another from the same lender on substantially different terms, or the terms of an existing liability are substantially modified, such an exchange or modification is treated as the derecognition of the original liability and the recognition of a new liability. The difference in the respective carrying amounts is recognised in the statement of profit or loss.

Reclassification of financial assets

The company reclassify all affected financial assets prospectively when, and only when company changes its business model for managing financial assets but financial liability is not reclassified in any case.

82 4



	As at 31st March, 2017	As at 31st March, 2016	(In Rupees) As at 1st April, 2015
NOTE No. "3"			
CASH AND CASH EQUIVALENTS			
Cash and Bank Balances			
(a) Cash on hand	-	-	-
(b) Balances with Scheduled Banks In Current Account	384,151	448,871	472,545
	<u>384,151</u>	<u>448,871</u>	<u>472,545</u>

NOTE No. "4"	31st March, 2017		31st March, 2016		1st April, 2015	
	Number	Rs.	Number	Rs.	Number	Rs.
SHARE CAPITAL						
Authorised						
Equity Shares of Rs. 10/- each	100,000,000	1,000,000,000	100,000,000	1,000,000,000	100,000,000	1,000,000,000
Total	100,000,000	1,000,000,000	100,000,000	1,000,000,000	100,000,000	1,000,000,000
	31st March, 2017		31st March, 2016		1st April, 2015	
	Number	Rs.	Number	Rs.	Number	Rs.
Issued, Subscribed & Fully Paid up						
Equity Shares of Rs. 10/- each fully paid-up	50,000	500,000	50,000	500,000	50,000	500,000
Total	50,000	500,000	50,000	500,000	50,000	500,000

Note 4.1 Reconciliation of the number of Equity shares outstanding

Particulars	31st March, 2017		31st March, 2016		1st April, 2015	
	Number	(Rs.)	Number	(Rs.)	Number	Rs.
Shares outstanding at the beginning of the year	50,000	500,000	50,000	500,000	50,000	500,000
Shares issued during the year	-	-	-	-	-	-
Shares outstanding at the end of the year	50,000	500,000	50,000	500,000	50,000	500,000

Note 4.2: The Rights attached to the Equity Shares

The company has issued only one class of equity shares having par value of Rs. 10/- per share. Each Equity Shareholder is eligible for one vote per share and is entitled for dividend.

Note 4.3 The shares held by the holding company

50,000 Equity Shares of Rs.10/- each are held by Jaiprakash Associates Limited, the holding company. (Previous year 50,000 Equity Shares)

Note 4.4 The shares held by the shareholders more than 5% of the aggregate shares in the company

Name of the shareholder	31st March, 2017		31st March, 2016		1st April, 2015	
	Number of shares held	% of holding	Number of shares held	% of holding	Number of shares held	% of holding
Jaiprakash Associates Limited (inclusive of shares held by norninee shareholders)	50,000	100	50,000	100	50,000	100

Note 4.5

Other clauses of Share Capital are not applicable to the company.

	As at 31st March, 2017	As at 31st March, 2016	As at 1st April, 2015
NOTE No. "5"			
OTHER EQUITY			
Reserve and Surplus			
Surplus			
Opening Balance	(5,227,515)	(5,190,575)	
Profit / (Loss) for the year	(57,442)	(36,940)	
Profit / (Loss) for the year	<u>(5,284,957)</u>	<u>(5,227,515)</u>	<u>(5,190,575)</u>

SS *ly*



NOTE No. "6"	As at 31st March, 2017	As at 31st March, 2016	As at 1st April, 2015
OTHER CURRENT LIABILITIES			
Other payables - Related Parties	5,157,608	5,157,608	5,151,884
TDS Payable	1,000	1,000	1,000
Other Payables	10,500	17,778	10,236
	<u>5,169,108</u>	<u>5,176,386</u>	<u>5,163,120</u>

NOTE No. "7"	2016-17	2015-16
OTHER EXPENSES		
Rates & Taxes	29,600	10,840
Consultancy & Professional Charges	14,200	14,468
Audit fee	11,500	11,450
Miscellaneous Expenses	2,142	182
	<u>57,442</u>	<u>36,940</u>

NOTE No. "8"

As per the information available with the Company, the Company has no dues to any supplier as on 31st March, 2017 under the Micro, Small and Medium Enterprise Development Act, 2006 in terms of Notification No. G.S.R. (E) dated 4th September, 2015 issued by the Department of Company Affairs (previous year: Rs. NIL).

SR *G*



Note No. "9"

Related Parties Disclosures, as required in terms of 'Indian Accounting Standard [IND AS] 24' are given below:

(I) Relationships:

(a) Holding Company:

Jaiprakash Associates Limited

(b) Fellow Subsidiary Companies (including their subsidiaries):

- (i) Jaypee Infratech Limited.
- (ii) Jaypee Cement Corporation Limited.
- (iii) Jaypee Fertilizers & Industries Limited.
- (iv) Jaypee Agra Vikas Limited
- (v) Jaypee Ganga Infrastructure Corporation Limited.
- (vi) Jaypee Assam Cement Limited
- (vii) Bhilai Jaypee Cement Limited.
- (viii) Gujarat Jaypee Cement & Infrastructure Limited.
- (ix) Himalayan Expressway Limited.
- (x) Jaypee Cement Hockey (India) Limited
- (xi) Himalayaputra Aviation Limited
- (xii) Himachal Baspa Power Company Limited
- (xiii) Jaypee Healthcare Limited (subsidiary of Jaypee Infratech Limited)
- (xiv) Jaiprakash Agri Initiatives Company Limited (subsidiary of Jaypee Cement Corporation Limited)
- (xv) Yamuna Expressway Tolling Limited [Subsidiary w.e.f 25.03.2017]
- (xvi) Jaiprakash Power Ventures Limited (Upto 17.02.2017)
- (xvii) Jaypee Powergrid Limited (subsidiary of Jaiprakash Power Ventures Limited) (Upto 17.02.2017)
- (xviii) Prayagraj Power Generation Company Limited (subsidiary of Jaiprakash Power Ventures Limited) (Upto 17.02.2017)
- (xix) Sangam Power Generation Company Limited (subsidiary of Jaiprakash Power Ventures Limited) (Upto 17.02.2017)
- (xx) Jaypee Arunachal Power Limited (subsidiary of Jaiprakash Power Ventures Limited) (Upto 17.02.2017)
- (xxi) Jaypee Meghalaya Power Limited (subsidiary of Jaiprakash Power Ventures Limited) (Upto 17.02.2017)
- (xxii) Bina Power Supply Limited (subsidiary of Jaiprakash Power Ventures Limited) (Upto 17.02.2017)

(c) Associate Companies:

- (i) Jaypee Infra Ventures (A private company with unlimited liability)
- (ii) JIL Information Technology Limited (subsidiary of Jaypee Infra Ventures).
- (iii) Jaypee Development Corporation Limited (subsidiary of Jaypee Infra Ventures).
- (iv) Indesign Enterprises Private Limited (subsidiary of Jaypee Infra Ventures)
- (v) Jaypee International Logistics Company Private Limited (subsidiary of Jaypee Infra Ventures).
- (vi) Andhra Cements Limited. (subsidiary of Jaypee Development Corporation Limited).
- (vii) Tiger Hills Holiday Resort Private Limited (subsidiary of Jaypee Development Corporation Limited).
- (viii) Gaur & Nagi Limited (subsidiary of JIL Information Technology Limited).
- (ix) Ibonshourne Limited (subsidiary of Indesign Enterprises Private Limited)
- (x) RPJ Minerals Private Limited
- (xi) Sarveshwari Stone Products Private Limited (subsidiary of RPJ Minerals Private Limited).
- (xii) Rock Solid Cement Limited (subsidiary of RPJ Minerals Private Limited).
- (xiii) Kanpur Fertilizers & Cement Limited.
- (xiv) Madhya Pradesh Jaypee Minerals Limited.
- (xv) MP Jaypee Coal Limited.
- (xvi) MP Jaypee Coal Fields Limited.
- (xvii) Sonebhadra Minerals Private Limited.
- (xviii) Jaypee Uttar Bharat Vikas Private Limited.
- (xix) JC World Hospitality Private Limited
- (xx) Jaiprakash Exports Private. Limited







- (xxi) JC Wealth & Investment Private Limited
- (xxii) C K World Hospitality Private Limited
- (xxiii) Librans Venture Private Limited
- (xxiv) Librans Real Estate Private Limited
- (xxv) Jaypee Hotels Limited
- (xxvi) Yamuna Expressway Tolling Private Limited [formerly Jaypee Mining Venture Pvt. Ltd.] [associate till 24.03.2017]
- (xxvii) Ceekay Estates Private Limited
- (xxviii) Bhumi Estate Developers Private Limited
- (xxix) Jaypee Technical Consultants Private Limited
- (xxx) Think Different Enterprises Private Limited
- (xxxi) Samvridhi Advisors LLP
- (xxxii) Kram Infracon Private Limited
- (xxxiii) Jaypee Jan Sewa Sansthan ['Not for Profit' Private Limited Company]
- (xxxiv) Jaiprakash Power Ventures Limited (w.e.f. 18.02.2017)
- (xxxv) Jaypee Powergrid Limited (w.e.f. 18.02.2017)
- (xxxvi) Jaypee Arunachal Power Limited (w.e.f. 18.02.2017)
- (xxxvii) Sangam Power Generation Company Limited (w.e.f. 18.02.2017)
- (xxxviii) Prayagraj Power Generation Company Limited (w.e.f. 18.02.2017)
- (xxxix) Jaypee Meghalaya Power Limited (w.e.f. 18.02.2017)
- (xxxx) Bina Power Supply Limited (w.e.f. 18.02.2017)

Note: Related party relationships are as identified by the company and relied upon by the Auditors.

Transactions carried out with related parties referred to above in ordinary course of business

(II) Transactions carried out with related parties referred to above:

(In Rupees)	
Nature of Transactions	Referred in (a) above
Outstanding	
Payable	5,157,608
	(5,157,608)

Previous year figures are given in brackets.






Financial Instruments and Risk Management

Note No. "10"

FAIR VALUE MEASUREMENT

Fair value hierarchy

The fair value hierarchy of assets and liabilities measured at fair value as on 31 March 2017: **Not Applicable as there are no Financial assets and liabilities**

Note No. "11"

FINANCIAL RISK MANAGEMENT

The Company's activities expose it to market risk, liquidity risk and credit risk. The Company's focus is to foresee the unpredictability of financial markets and seek to minimize potential adverse effects on its financial performance.

(A) Credit Risk

Credit risk refers to the risk of default on its obligation by the counterparty resulting in a financial loss. The Company's exposure to credit risk is influenced mainly by the individual characteristic of each customer and the concentration of risk from the top few customers.

Credit risk management

Credit risk refers to the risk of default on its obligation by the counterparty resulting in a financial loss. Trade receivables, Loans and Other receivables are typically unsecured. Credit risk has always been managed by the Company through credit approvals, establishing credit limits and continuously monitoring the creditworthiness of customers to which the Company grants credit terms in the normal course of business. On account of the adoption of Ind AS 109, the Company uses ECL model to assess the impairment loss or gain. The Company uses a provision matrix to compute the ECL allowance for trade receivables and unbilled revenues. The provision matrix takes into account available external and internal credit risk factors such as credit ratings from credit rating agencies and the Company's historical experience for customers.

Credit risk exposure

The allowance for life time ECL on trade receivables and other receivables for the year ended March 31, 2017 and for the year ended March 31, 2016: **NIL**

Credit risk on cash and cash equivalents and bank balances is limited as the Company generally invest in deposits with bank. Investments primarily include investments in liquid mutual fund units, quoted and unquoted equity shares, preference shares and quoted bonds.

(B) Liquidity Risk

Liquidity risk is the risk that the Company will face in meeting its obligations associated with its financial liabilities. Prudent liquidity risk management implies maintaining sufficient cash and marketable securities and the availability of funding through an adequate amount of committed credit facilities to meet obligations when due.

(i) Liquidity risk management

The Company's objective is to maintain a balance between continuity of funding and flexibility through the use of bank overdrafts, bank loans, debentures, bonds and finance lease. The Company assessed the concentration of risk with respect to refinancing its debt and concluded it to be low. The Company has access to a sufficient variety of sources of funding and debt maturing within 12 months can be rolled over with existing lenders.

The Company regularly monitors the rolling forecasts to ensure it has sufficient cash on an on-going basis to meet operational needs. Any short term surplus cash generated, over and above the amount required for working capital management and other operational requirements, is retained as cash and cash equivalents (to the extent required) and any excess is invested in interest bearing term deposits and other highly marketable debt investments with appropriate maturities to optimise the cash returns on investments while ensuring sufficient liquidity to meet its liabilities.

(ii) Maturity of financial liabilities

The detail of contractual maturities of significant financial liabilities as on 31 March 2017: **Not Applicable**

The detail of contractual maturities of significant financial liabilities as on 31 March 2016: **Not Applicable**

The detail of contractual maturities of significant financial liabilities as on 31 March 2015: **Not Applicable**

(C) Market Risk

The risk that the fair value or future cash flows of a financial instrument will fluctuate because of changes in market prices. Market risk comprises three types of risk: currency risk, interest rate risk and other price risk.



(i) Foreign Currency Risk

The risk that the fair value or future cash flows of a financial instrument will fluctuate because of changes in foreign exchange rates. The company is not exposed to foreign exchange risk arising from foreign currency borrowings. Foreign currency risk arises from future commercial transactions and recognised assets and liabilities denominated in a currency that is not the Company's functional currency (INR). The risk is managed through a forecast of highly probable foreign currency cash flows.

Foreign Currency Risk Management

The Company's risk management team is responsible to frame, implement and monitor the risk management plan of the Company. The committee carry out risk assessment with regard to foreign exchange variances and suggests risk minimization procedures and implement the same.

Foreign Currency Risk Exposure

Foreign Currency Exposure as on 31.03.2017: **NIL**

The Company does not have any long term contracts including derivative contracts for which there are any material foreseeable losses as at 31 March 2017.

The Company's exposure to foreign currency risk at the end of the reporting period expressed in INR: **NIL**

Sensitivity Analysis

The sensitivity of profit or loss to changes in the exchange rates from foreign currency denominated financial instruments.- **Not Applicable**

(ii) Interest Rate Risk

The Company's main interest rate risk arises from long term borrowings with variable rates, which expose the Company to cash flow interest rate risk. The Company's fixed rate borrowings are carried to amortised cost. They are therefore not subject to interest rate risk as defined in IND AS 107, since neither the carrying amount nor the future cash flows will fluctuate because of a change in market interest rate.

Interest Rate Risk Management

The Company's risk management team ensures all the current and future material risk exposures are identified, assessed, quantified, appropriately mitigated, minimised, managed and critical risks when impact the achievement of the Company's objective or threatens its existence are periodically reviewed.

(iii) Price Risk

The price risk for the company is risk that the fair value or future cash flows of a financial instrument will fluctuate because of changes in market prices.

Price Risk Management

To manage its price risk arising from investments, the Company diversifies its portfolios. Diversification of the portfolio is done in accordance with the limits set by the Company.

Price risk exposure

The Company's exposure to price risk arises from investments held by the Company and classified in the balance sheet as fair value through profit or loss.

Note No. "12"

CAPITAL MANAGEMENT

For the purpose of the Company's capital management, capital includes issued equity capital, share premium and all other equity reserves attributable to the equity holders. The objective of the company's capital management is to safeguard their ability to continue as a going concern, so that they can continue to provide returns for shareholders and benefits other stakeholders and maintain an optimal capital structure to reduce the cost of capital. The company manages its capital structure and makes adjustments in light of changes in economic conditions and the requirements of the financial covenants. The company monitors capital structure using gearing ratio, which is net debt divided by total equity plus net debt. The company includes within net debt, interest bearing loans and borrowings, trade and other payables, less cash and cash equivalents, excluding discontinued operations.



Particulars	in Rupees		
	31.03.2017	31.03.2016	31.03.2015
Trade payables	-	-	-
Current Liabilities	5,169,108	5,176,386	5,163,120
	5,169,108	5,176,386	5,163,120
Less. Cash and cash equivalents	(384,151)	(448,871)	(472,545)
Net debt	4,784,957	4,727,515	4,690,575
Total Equity	(4,784,957)	(4,727,515)	(4,690,575)
Total equity plus net debt	-	-	-
Gearing ratio	0%	0%	0%






Particulars	Notes	IGAAP as on 31st March, 2016	IND AS Adjustment	IND AS as on 31st March, 2016	IGAAP as on 1st April, 2015	IND AS Adjustment	IND AS as on 1st April, 2015
Assets							
Non Current assets							
Property, Plant and Equipment		-	-	-	-	-	-
Capital Work-in-Progress		-	-	-	-	-	-
Other Intangible Assets		-	-	-	-	-	-
Intangible Assets under Development		-	-	-	-	-	-
Financial Assets							
(i) Investments		-	-	-	-	-	-
(ii) Trade Receivables		-	-	-	-	-	-
(iii) Loans		-	-	-	-	-	-
(iv) Other financial assets		-	-	-	-	-	-
Other Non-Current Assets		-	-	-	-	-	-
Current Assets							
Inventories		-	-	-	-	-	-
Financial Assets							
(i) Investments		-	-	-	-	-	-
(ii) Trade Receivables		-	-	-	-	-	-
(iii) Cash and Cash Equivalents		448,871	-	448,871	472,545	-	472,545
(iv) Loans		-	-	-	-	-	-
(v) Other financial assets		-	-	-	-	-	-
Current Tax Assets [Net]		-	-	-	-	-	-
Other Current Assets		-	-	-	-	-	-
		448,871	-	448,871	472,545	-	472,545
Total		448,871	-	448,871	472,545	-	472,545
EQUITY AND LIABILITIES							
Equity							
Equity Share Capital		500,000	-	500,000	500,000	-	500,000
Other Equity		(5,227,515)	-	(5,227,515)	(5,190,575)	-	(5,190,575)
		(4,727,515)	-	(4,727,515)	(4,690,575)	-	(4,690,575)
Non Current Liabilities							
Financial Liabilities							
(i) Borrowings		-	-	-	-	-	-
(ii) Trade Payables		-	-	-	-	-	-
(iii) Other Financial Liabilities		-	-	-	-	-	-
Provisions		-	-	-	-	-	-
Deferred Tax Liabilities [Net]		-	-	-	-	-	-
Other Non-Current Liabilities		-	-	-	-	-	-
Current Liabilities							
Financial Liabilities							
(i) Borrowings		-	-	-	-	-	-
(ii) Trade Payables		-	-	-	-	-	-
(iii) Other Financial Liabilities		-	-	-	-	-	-
Other Current Liabilities		5,176,386	-	5,176,386	5,163,120	-	5,163,120
Provisions		-	-	-	-	-	-
		5,176,386	-	5,176,386	5,163,120	-	5,163,120
Total		448,871	-	448,871	472,545	-	472,545



Jaypee Infrastructure Development Limited (Formerly Jaypee Cement Cricket (India) Limited)

Note No. "13(b)" Effect of Ind AS adoption on the Statement of Profit and Loss for the year ended 31st March, 2016

(In Rs.)

Particulars	Previous IGAAP	IND AS Adjustment	As per IND AS
INCOME			
Revenue from operations	-	-	-
Other income	-	-	-
Total Income	-	-	-
EXPENSES			
Other expenses	36,940	-	36,940
Total expenses	36,940	-	36,940
Profit/ (Loss) before exceptional and extra-ordinary items and tax	(36,940)	-	(36,940)
Exceptional items	-	-	-
Profit/ (Loss) before extra-ordinary items and tax	(36,940)	-	(36,940)
Extra-ordinary Items	-	-	-
Profit/ (Loss) before tax	(36,940)	-	(36,940)
Tax expense:			
(1) Current tax	-	-	-
(2) Deferred tax	-	-	-
Profit (Loss) for the year	(36,940)	-	(36,940)
Other Comprehensive Income	-	-	-
Total Comprehensive Income for the Year	(36,940)	-	(36,940)

Note - "13(c)" Reconciliation of total Equity as at 31st March, 2016 and 1st April, 2015

Particulars	As at 31st March, 2016	As at 1st April, 2015
Total equity (shareholder's funds) under previous IGAAP	(4,727,515)	(4,690,575)
Total equity (shareholder's funds) under per IND AS	(4,727,515)	(4,690,575)

Note No. "14" Provident Fund - Defined Contribution Plan & Provision for Gratuity and Leave Encashment :

Since there are no employees, Provident Fund, Gratuity and Leave encashment not applicable during the year.

Handwritten signature



Note No. "15" Earnings Per Equity Share (EPS) in accordance with Accounting Standards (IND AS - 33)	2016-17	2015-16
Net Profit / (Loss) after tax for the year	(57,442)	(36,940)
Weighted average number of equity shares for earning per share computation		
Number of equity shares at the beginning of the year	50,000	50,000
Number of equity shares allotted during the year	-	-
Weighted average number of equity shares allotted during the year	-	-
Weighted average number of equity shares at the end of the year	50,000	50,000
Earnings per Equity share		
Basic (In Rs.)	(1.15)	(0.74)
Diluted (In Rs.)	(1.15)	(0.74)

Note No. "16"

Figures for the previous year have been regrouped/ recast / rearranged wherever considered necessary.

Note No. "17"

All the figures have been rounded off to the nearest rupee.


As per our report of even date attached to the Financial Statements

For and on Behalf of the Board

For R Nagpal Associates
Chartered Accountants
Firm Regn. No. 002626N



Sunil Kumar Sharma
Director
DIN: 00008125


Ravinder Nagpal
Partner
M.No. 081594




Alok Gaur
Director
DIN: 00112520

Place: Noida

Dated: 25th May, 2017

**Jaypee Infrastructure Development Limited
(Formerly Jaypee Cement Cricket (India) Limited)**

Cash Flow Statement for the year ended 31st March, 2017

	2016-17	2015-16
	Rs.	Rs.
A CASH FLOW FROM OPERATING ACTIVITIES:		
Net profit /(loss) before tax as per statement of Profit and Loss	(57,442)	(36,940)
Operating profit before working capital changes	(57,442)	(36,940)
Increase/(Decrease) in other current liabilities	(7,278)	13,266
Net cash flow from operating activities	(64,720)	(23,674)
B CASH FLOW FROM INVESTING ACTIVITIES :	-	-
C CASH FLOW FROM FINANCING ACTIVITIES :	-	-
Net Increase/ (Decrease) in cash and cash equivalents (A+B+C)	(64,720)	(23,674)
Cash and cash equivalents at the beginning of the year (Opening Balance)	448,871	472,545
Cash and cash equivalents at the end of the year (Closing Balance)	384,151	448,871
	64,720	23,674

As per our report of even date attached to the Financial Statements

For and on behalf of the Board

For R Naqpal Associates
Chartered Accountants
Firm Regn. No. 002626N

Ravinder Naqpal
Ravinder Naqpal
Partner
M.No. 081594



Place: Noida
Dated: 25th May, 2017

S. K. Sharma

Sunil Kumar Sharma
Director
DIN: 00008125

A. K. Gaur
A. K. Gaur
Director
DIN: 00112520

STATEMENT OF CHANGES IN EQUITY

Statement of Changes in Equity for the year ended March 31, 2017

A. Equity Share Capital

Particulars	No. of Shares	Amount (in Rs.)
As at 1st April, 2015	50,000	500,000
Changes in the Equity Share Capital during the year	-	-
As at 31st March, 2016	50,000	500,000
Changes in the Equity Share Capital during the year	-	-
As at 31st March, 2017	50,000	500,000

B. Other Equity

(in Rupees)

Particulars	Reserves and surplus	Other items of other comprehensive income	Total Equity
	Retained earning		
Balance at the beginning of the year 01.04.2015	(5,190,575)	-	(5,190,575)
Total comprehensive income/(loss) for the year	(36,940)	-	(36,940)
Balance at the beginning of the year 01.04.2016	(5,227,515)	-	(5,227,515)
Total comprehensive income/(loss) for the year	(57,442)	-	(57,442)
Balance at the end of year 31.03.2017	(5,284,957)	-	(5,284,957)

As per our report attached.

For R Nagpal Associates
Chartered Accountants
Firm Regn. No. 002626N

Ravinder Nagpal
Partner
M.No. 081594



For and on behalf of the Board

S. K. Sharma

Sunil Kumar Sharma
Director
DIN: 00008125

Alok Gaur
Director
DIN: 00112520

Place: Noida
Dated: 25th May, 2017